

# Wisconsin Broadband Access- Serviceable Locations (BSL)

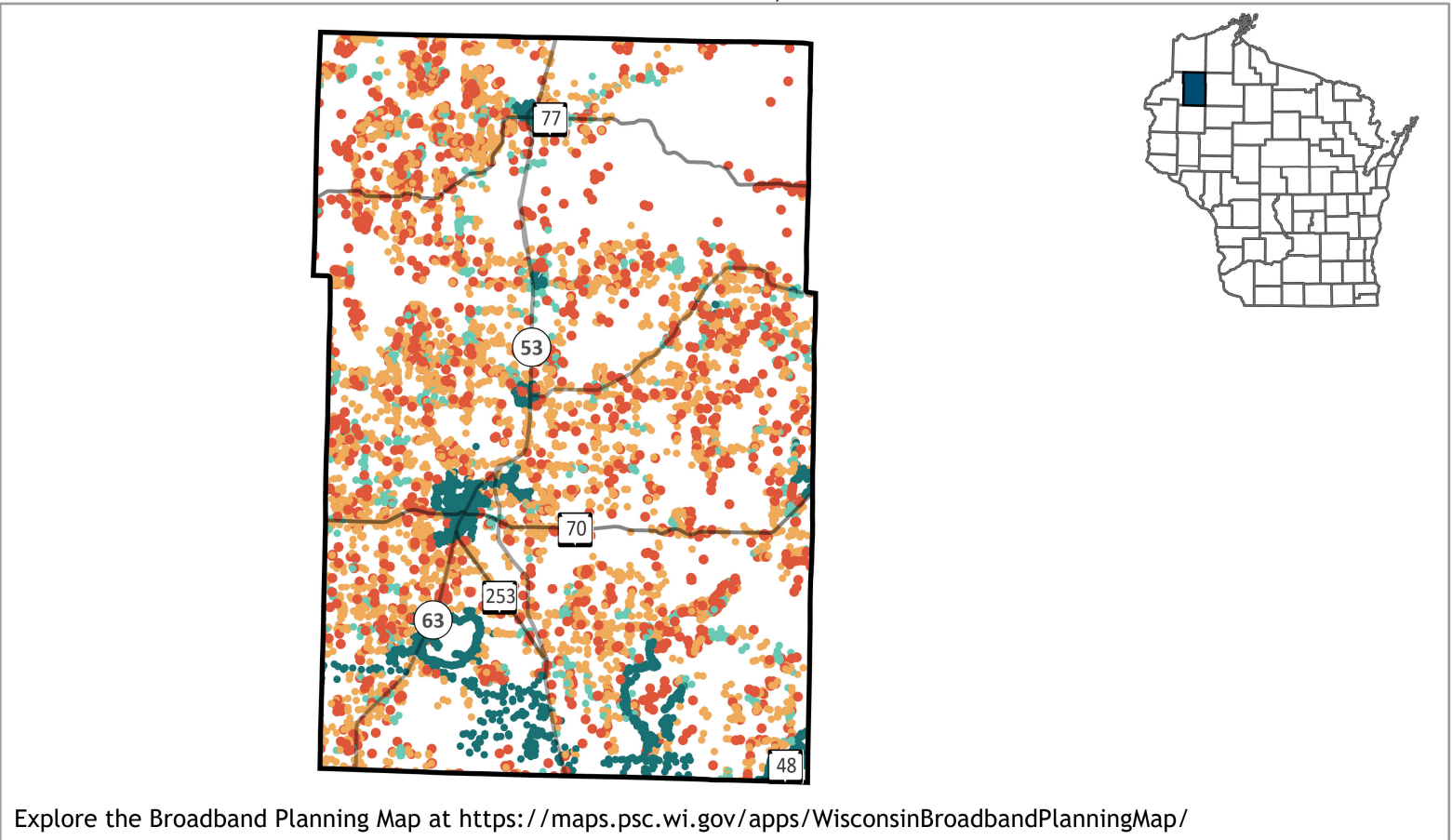
## Washburn County



Total BSLs **13,814**

Underserved, Unserviced and No Service Count **9,118**

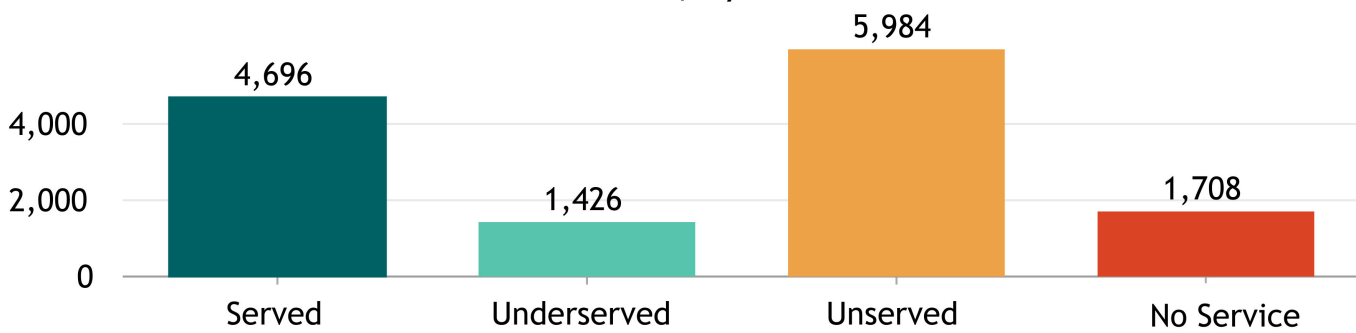
Source: FCC Broadband Data Collection BSL Service Status as of June 30, 2023



Explore the Broadband Planning Map at <https://maps.psc.wi.gov/apps/WisconsinBroadbandPlanningMap/>

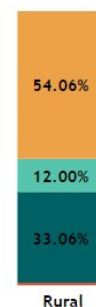
- Served  
≥ 100/20 (Mbps)
- Underserved  
>25/3 and <100/20 (Mbps)
- Unserviced  
<25/3 (Mbps)
- No Service

BSL count, by service status



"Broadband service" = an internet service with a minimum speed 100/20 Mbps

% of BSLs, by urbanicity type, by service status



Note: For counties having 100% BSL in the same urbanicity type only one bar is displayed.

# Wisconsin Broadband- Enforceable Funding Commitment

Washburn County



13,814

Count of Total BSLs

9,118

Count of Underserved, Unserved, and No Service BSLs

Source: FCC Broadband Data Collection BSL Service Status as of June 30, 2023

"Enforceable Funding Commitment", (EFC) for the purposes of BEAD is any "in progress" award that will build service of at least 100/20 to all locations by either a wireline cable or fiber connection, or a licensed fixed wireless connection. This includes a subset of state awards, all ARPA awards, all USDA Reconnect awards, RDOF, and E-ACAM.

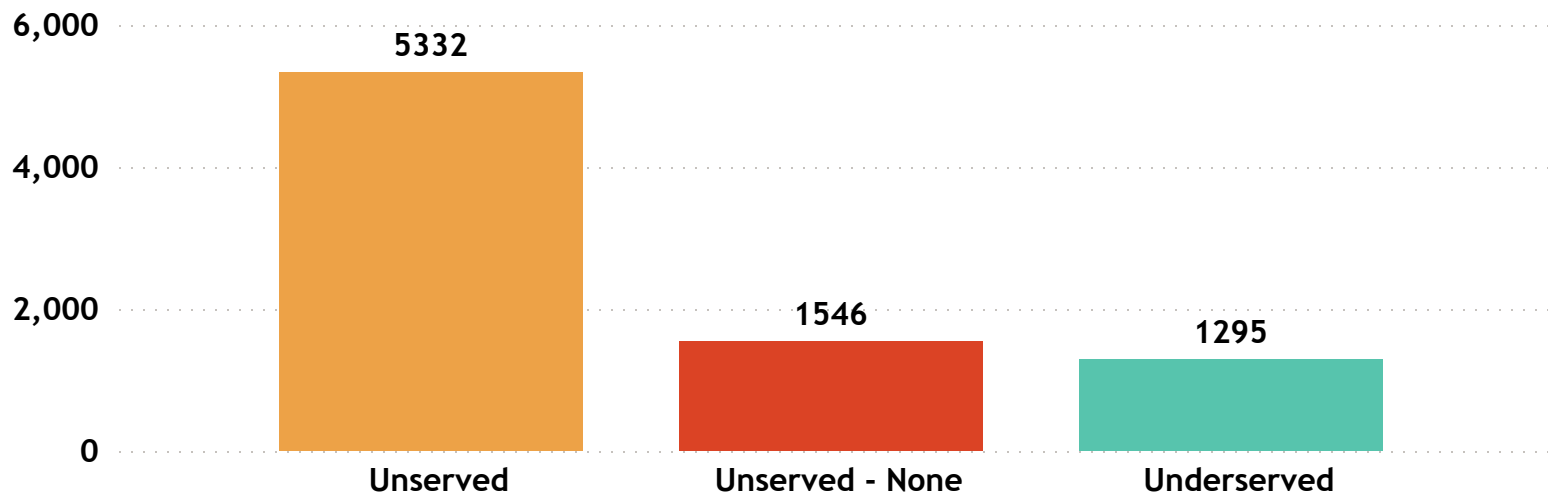
Estimated Underserved, Unserved and No Service Locations without Enforceable Funding Commitment

8,173

Estimated Underserved, Unserved and No Service Locations without EFC (count of locations **min** to **max**)



Estimated Underserved, Unserved, and No Service locations without EFC



## Washburn County

FCC service as of December 31, 2022

8

ISP

---

Brightspeed

CenturyLink (owned by Lumen)

Charter Communications Inc

Consolidated Communications, Fidium

Mosaic Technologies

Norvado

Starwire Technologies

T-Mobile US

# Wisconsin Broadband Affordability- Plan Cost

'Broadband service' = an internet service with a minimum speed 100/20 Mbps

ISPs in Wisconsin: 126

ISPs in Washburn County: 8

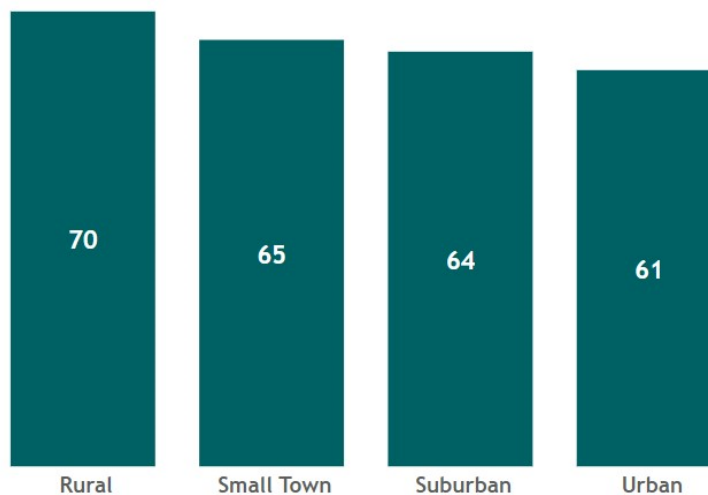
State Minimum Broadband Monthly Price Range  
\$ 49.95 - \$ 156.50

State Average of Minimum Broadband Price/ Month  
\$64.85

WI Household (HH) Median Income  
\$67,080

**AFFORDABILITY CRITERIA:**  
**1.17% of Household Income**

WI Average Minimum Broadband Price/ Month (in \$) by Urbanicity



Source: Service offerings from ISPs representing 2,200 price offerings across all counties.

HH annual income-range (\$)	Broadband Plan* monthly cost
less than \$15K	less than \$15
\$15K - \$24K	\$15 - \$24
\$25K - \$39K	\$25 - \$38
<b>\$40K - \$54K</b>	<b>\$39 - \$52</b>
\$55K - \$69K	\$53 - \$67
\$70K - \$84K	\$68 - \$81
\$85K - \$99K	\$82 - \$96
\$100K - \$150K	\$97 - \$146
\$150K+	\$147+

\* Broadband plan: is a plan providing internet service of a minimum speed of 100/20Mbps

The commonly accepted Broadband cost-burden threshold's income (see worldwide affordability target by 2025)

## Washburn County

Average of Minimum Broadband Price/ Month

**\$ 59.28**

## Washburn County

Household (HH) Median Income

**\$ 51,711**

Wisconsin HHs: 2,401,818

Washburn County HHs: 7,290

Source: ACS 5y 2017-2021