

# Wisconsin Broadband Access- Serviceable Locations (BSL)

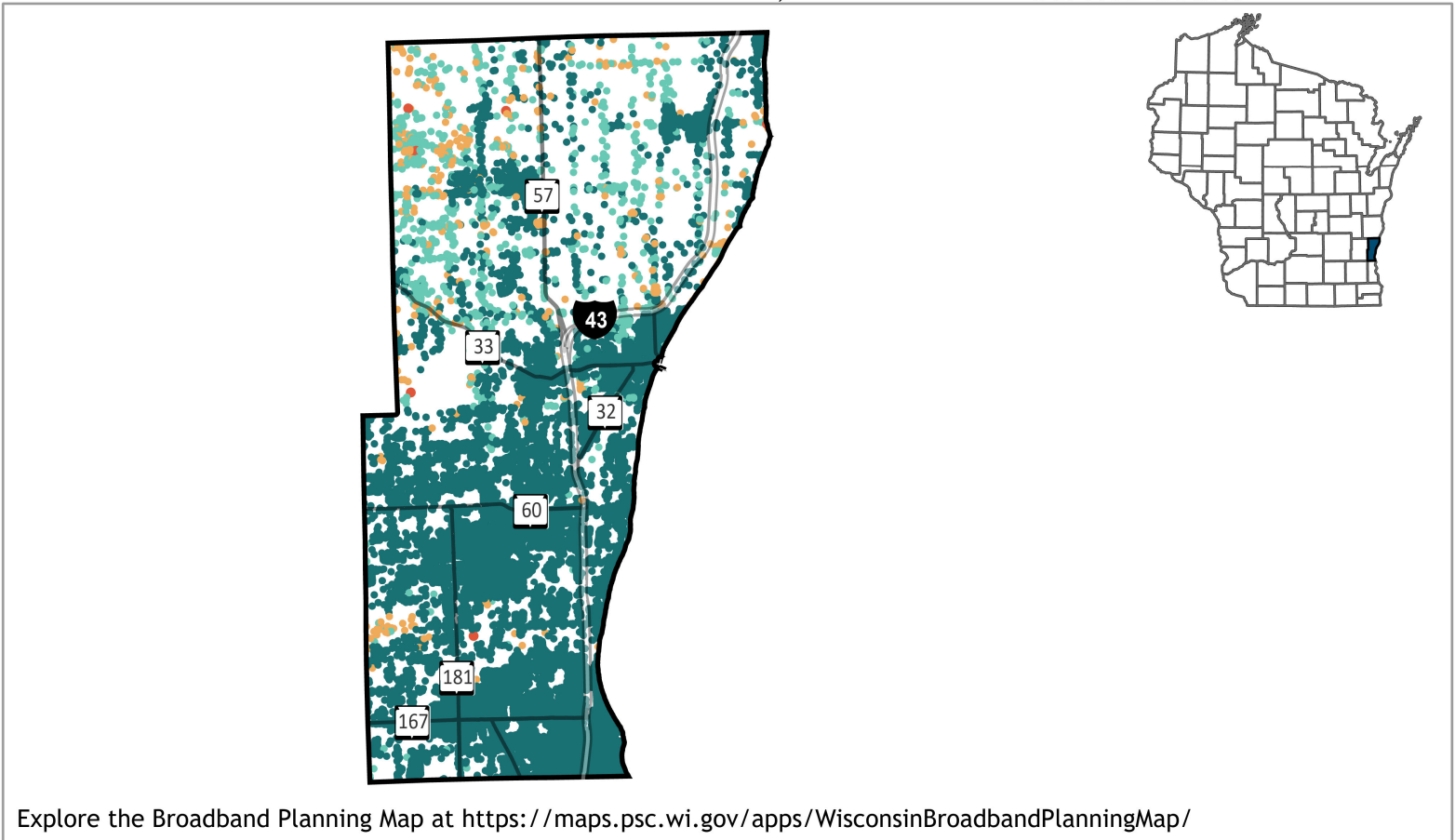
## Ozaukee County



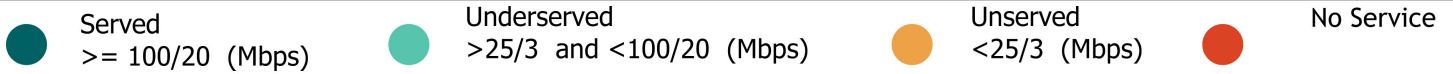
Total BSLs **31,671**

Underserved,  
Unservd and No  
Service Count **1,522**

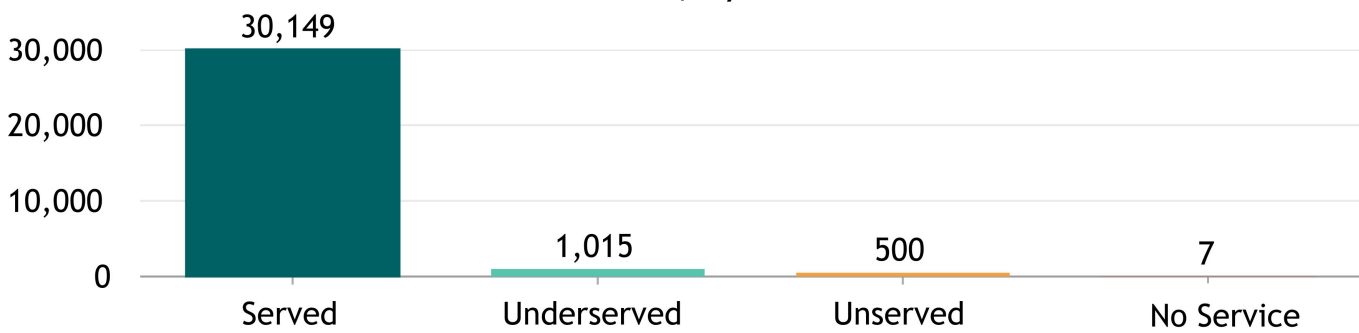
Source: FCC Broadband Data Collection BSL Service Status as of June 30, 2023



Explore the Broadband Planning Map at <https://maps.psc.wi.gov/apps/WisconsinBroadbandPlanningMap/>



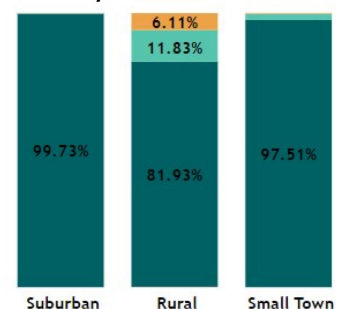
BSL count, by service status



"Broadband service" = an internet service with a minimum speed 100/20 Mbps



% of BSLs, by urbanicity type, by service status



Note: For counties having 100% BSL in the same urbanicity type only one bar is displayed.

# Wisconsin Broadband- Enforceable Funding Commitment

Ozaukee County



31,671

Count of Total BSLs

1,522

Count of Underserved, Unserved, and No Service BSLs

Source: FCC Broadband Data Collection BSL Service Status as of June 30, 2023

"Enforceable Funding Commitment", (EFC) for the purposes of BEAD is any "in progress" award that will build service of at least 100/20 to all locations by either a wireline cable or fiber connection, or a licensed fixed wireless connection. This includes a subset of state awards, all ARPA awards, all USDA Reconnect awards, RDOF, and E-ACAM.

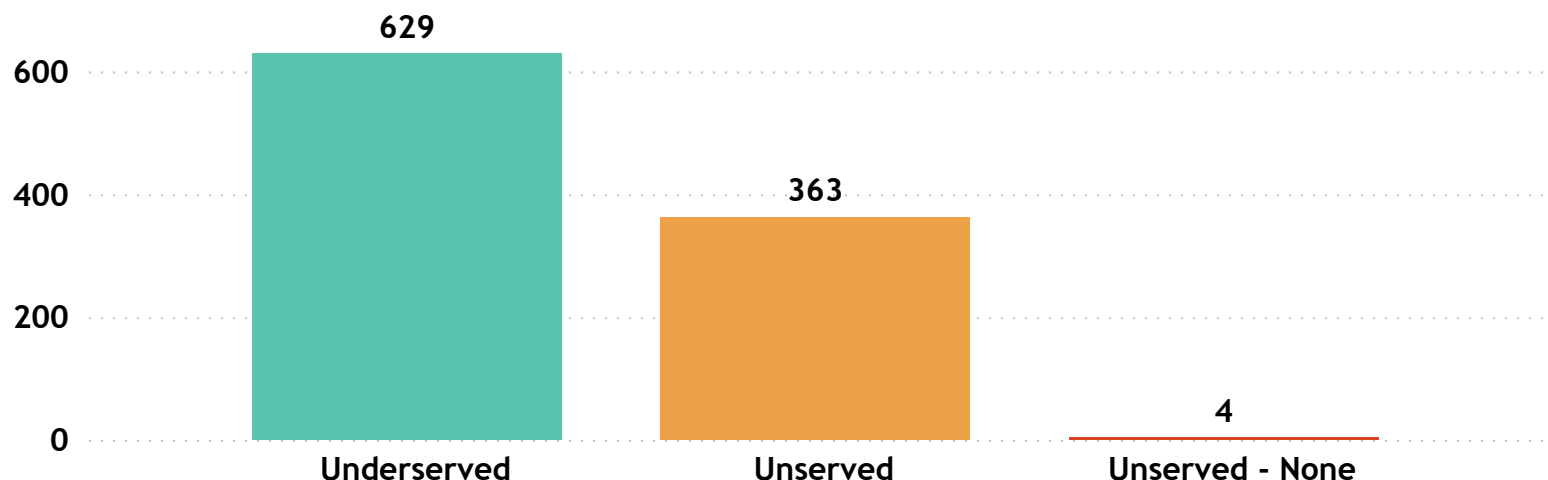
**Estimated Underserved, Unserved and No Service Locations without Enforceable Funding Commitment**

**996**

Estimated Underserved, Unserved and No Service Locations without EFC (count of locations **min** to **max**)



Estimated Underserved, Unserved, and No Service locations without EFC



## Ozaukee County

FCC service as of December 31, 2022

11

ISP

---

AT&T Inc

Bertram Internet

Bug Tussel Wireless LLC

Charter Communications Inc

Consolidated Communications, Fidium

Ethoplex

Frontier

TDS Telecom

T-Mobile US

United States Cellular Corporation

Verizon

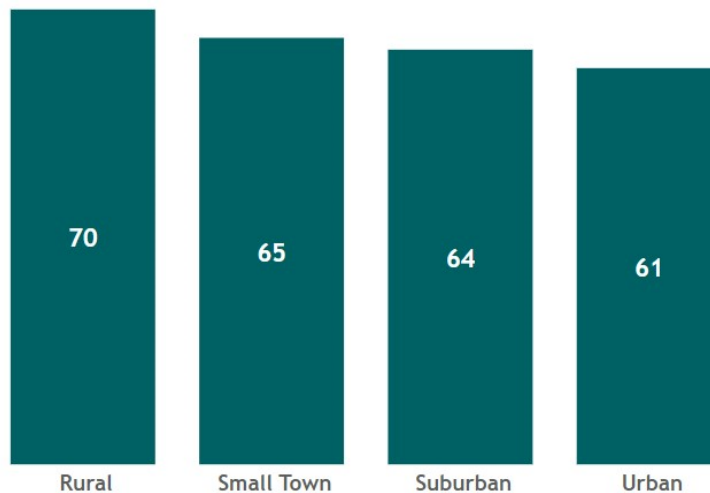
# Wisconsin Broadband Affordability- Plan Cost

'Broadband service' = an internet service with a minimum speed 100/20 Mbps

ISPs in Wisconsin: 126

ISPs in Ozaukee County : 11

WI Average Minimum Broadband Price/ Month (in \$) by Urbanicity



Source: Service offerings from ISPs representing 2,200 price offerings across all counties.

State Minimum Broadband Monthly Price Range  
\$ 49.95 - \$ 156.50

State Average of Minimum Broadband Price/ Month  
\$64.85

WI Household (HH) Median Income  
\$67,080

**AFFORDABILITY CRITERIA:**  
**1.17% of Household Income**

HH annual income-range (\$)	Broadband Plan* monthly cost
less than \$15K	less than \$15
\$15K - \$24K	\$15 - \$24
\$25K - \$39K	\$25 - \$38
\$40K - \$54K	\$39 - \$52
\$55K - \$69K	\$53 - \$67
<b>\$70K - \$84K</b>	<b>\$68 - \$81</b>
\$85K - \$99K	\$82 - \$96
\$100K - \$150K	\$97 - \$146
\$150K+	\$147+

\* Broadband plan: is a plan providing internet service of a minimum speed of 100/20Mbps

The commonly accepted Broadband cost-burden threshold's income (see worldwide affordability target by 2025)

## Ozaukee County

Average of Minimum Broadband Price/ Month

**\$ 59.47**

## Ozaukee County

Household (HH) Median Income

**\$ 84,394**

Wisconsin HHs: 2,401,818

Ozaukee County HHs: 36,166

Source: ACS 5y 2017-2021