



Summary of Utility Data Submitted in Docket 5-AF-105*

PSC/Water Utility Stakeholder Meeting

December 16, 2020

**Source of Data: PSC ERF #399559*

Survey Due Dates and Reporting Periods

5-AF-105

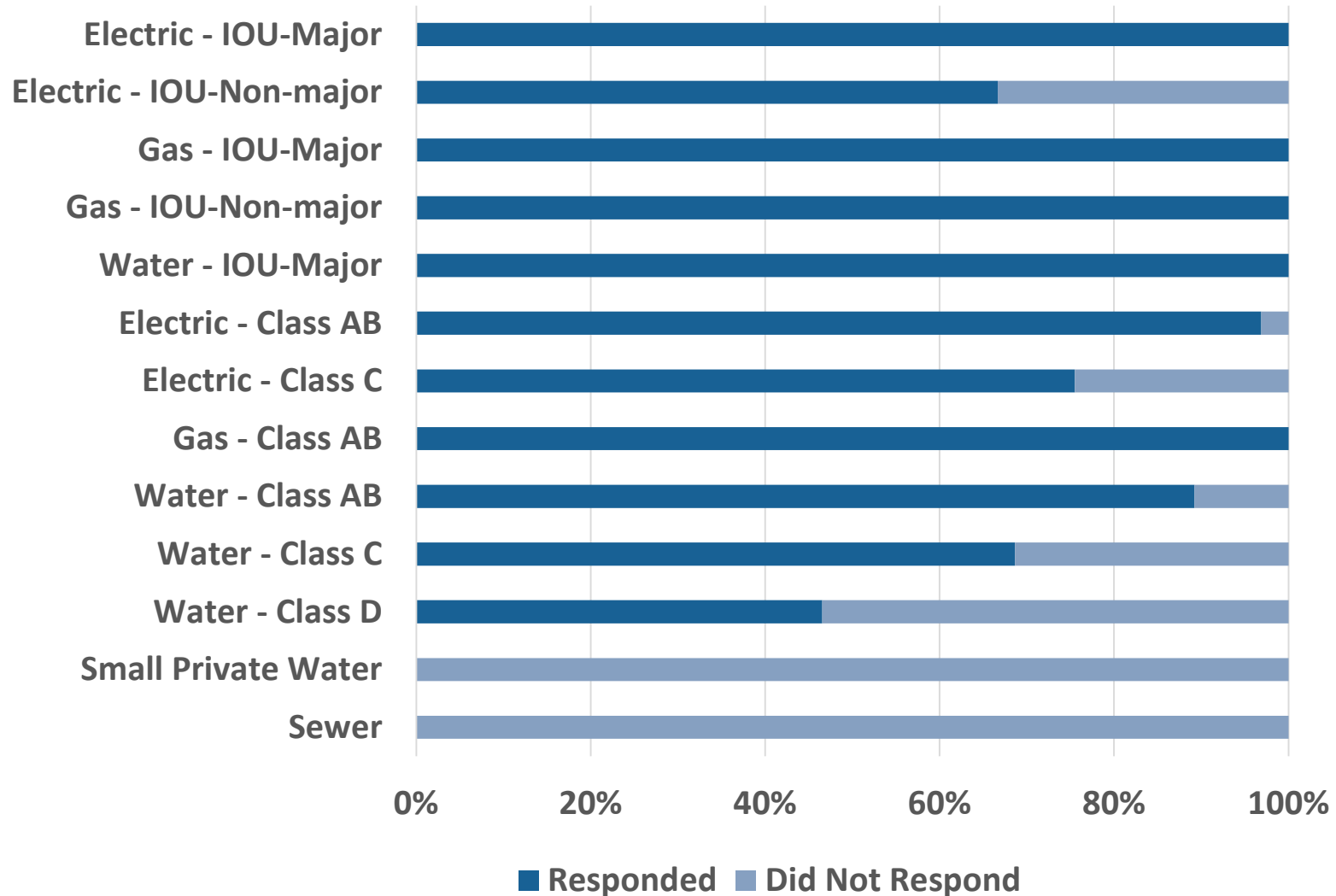
Due Date

- June 14
- July 15
- Aug 15
- Sept 15
- Oct 15
- Oct 15
- **Jan 15, 2021**

Reporting Period Covered

- Mar 24 – May 31 (all utilities)
- June 1 – June 30 (all utilities)
- July 1 – July 31 (Class AB)
- Aug 1 – Aug 31 (Class AB)
- Sept 1 – Sept 30 (Class AB)
- July 1 – Sept 30 (Class C and D)
- **Oct 1 – Dec 31 (all utilities)**

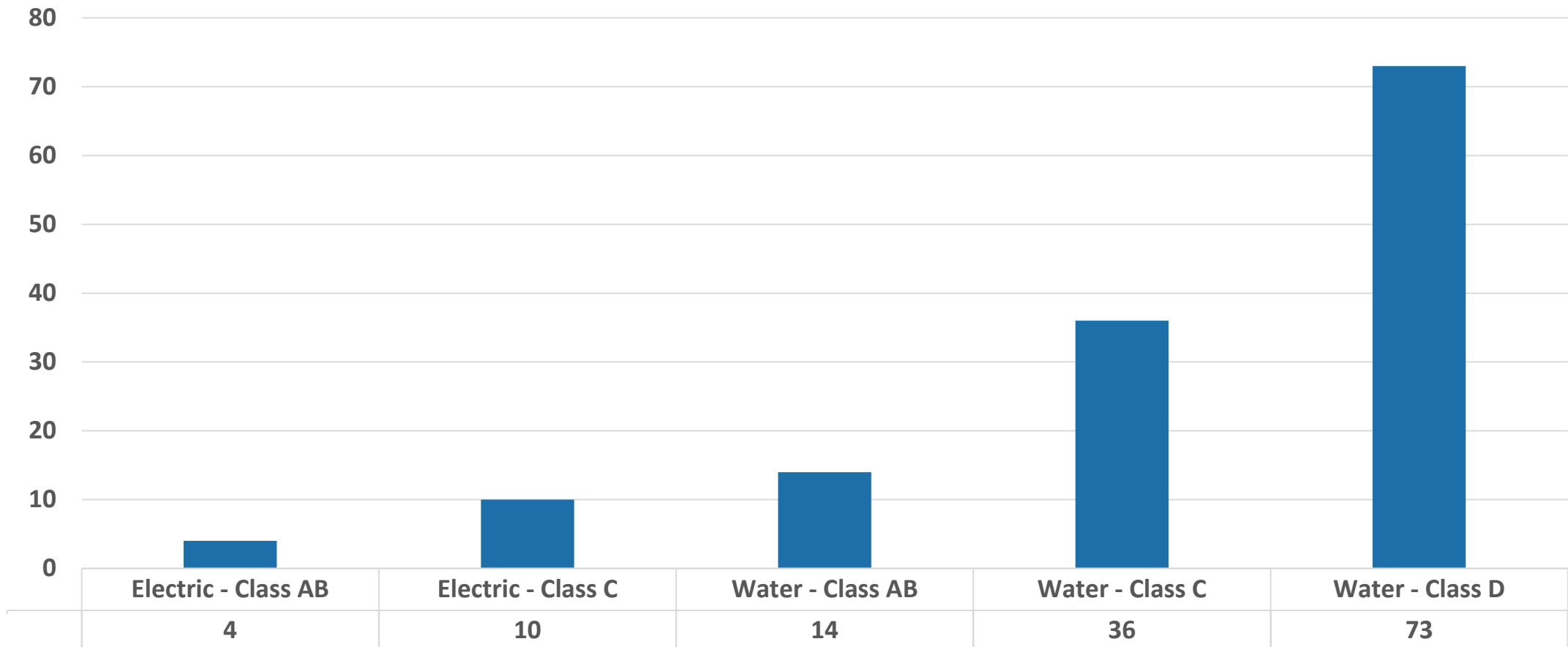
Utilities That Responded to at Least One Survey in Docket 5-AF-105



Summary of Water Utility Responses

	Number of Utilities	Total Forgone Revenue	Total Incremental Expenditures	Total Capital Expenditures	Total Loan/Grant	Total Carrying Costs	Total
Water - IOU-	1	\$24,295	\$2,973	-	-	-	\$27,268
Water - Class AB	91	\$1,965,845	\$1,722,203	\$100,713	\$19,817	\$10	\$3,808,588
Water - Class C	105	\$128,382	\$54,890	\$5,468	\$7,344	\$48,166	\$244,250
Water - Class D	149	\$62,468	\$42,266	\$2,699	\$1,443	\$7,170	\$116,046
Total	346	\$2,180,990	\$1,822,332	\$108,880	\$28,604	\$55,346	\$4,196,152

Utilities That Reported No Expenses, Foregone Revenues, or Reimbursements due to COVID-19



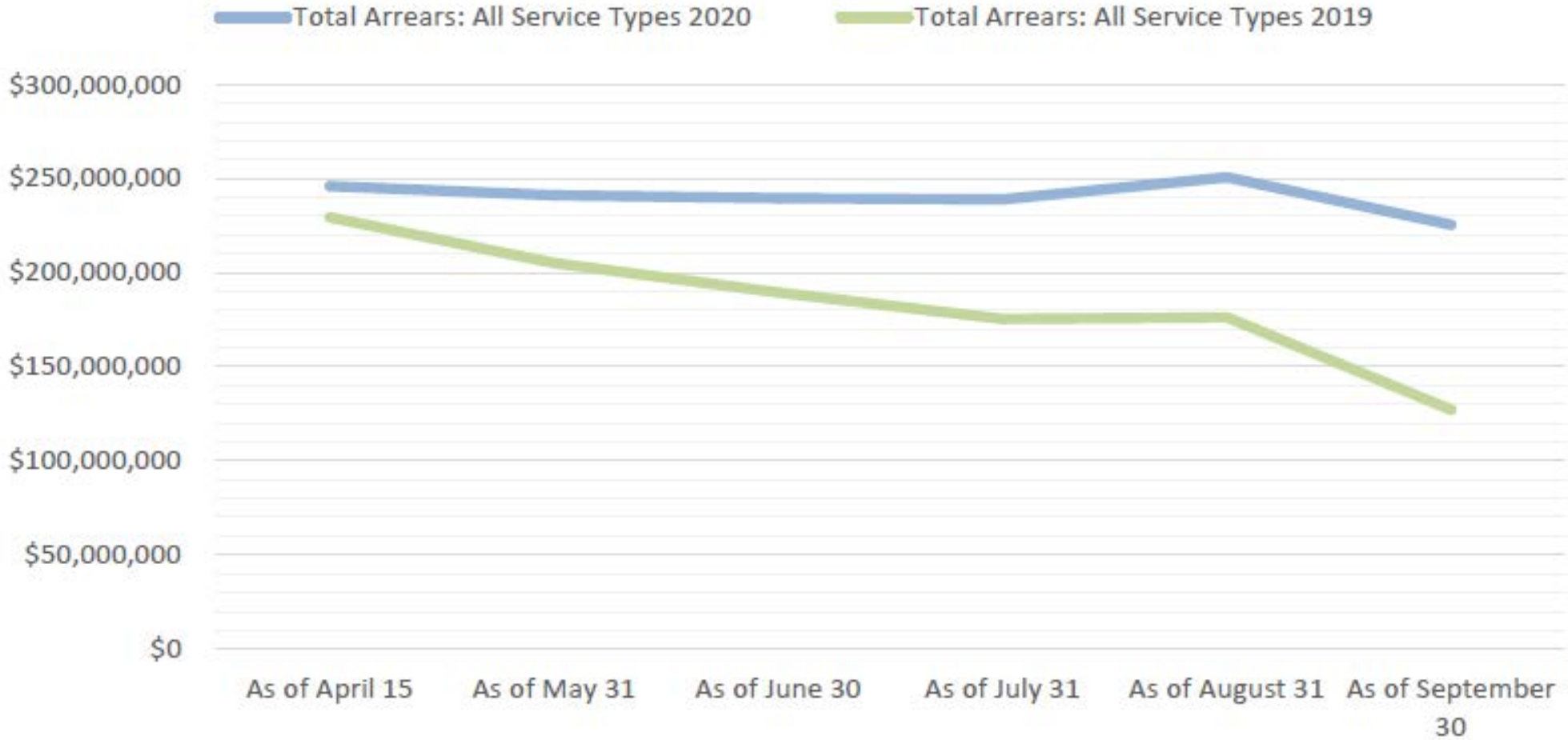
	Total Forgone Revenue	Total 2019 Operating Revenue	Forgone Revenue as a % of 2019 Total Operating Revenue
IOU			
Electric - IOU-Major	\$10,823,378	\$6,598,299,669	0.16%
Electric - IOU-Non-major	72,001	88,703,241	0.08%
Gas - IOU-Major	4,550,641	1,863,652,187	0.24%
Gas - IOU-Non-major	45,258	32,655,596	0.14%
Water - IOU-Major	24,295	9,824,133	0.25%
IOU Total	\$15,515,573	\$8,593,134,826	0.18%
Municipal			
Electric - Class AB	\$461,073	\$527,719,758	0.09%
Electric - Class C	101,486	139,653,678	0.07%
Gas - Class AB	2,585	1,436,194	0.18%
Water - Class AB	1,965,845	544,292,395	0.36%
Water - Class C	128,382	98,737,656	0.13%
Water - Class D	62,468	32,213,314	0.19%
Municipal Total	\$2,721,839	\$1,344,052,995	0.20%
Grand Total	\$18,237,412	\$9,937,187,821	0.18%

	Total Reported Expenditures	Total 2019 Operating Expense	Reported Expenditures as a % of 2019 Total Operating Expenses
IOU			
Electric - IOU-Major	\$18,581,298	\$5,504,118,665	0.34%
Electric - IOU-Non-major	7,373	83,554,187	0.01%
Gas - IOU-Major	2,915,993	1,613,906,342	0.18%
Gas - IOU-Non-major	16,685	30,069,806	0.06%
Water - IOU-Major	2,973	7,019,639	0.04%
IOU Total	\$21,524,322	\$7,238,668,639	0.30%
Municipal			
Electric - Class AB	\$351,421	\$500,578,073	0.07%
Electric - Class C	97,714	136,492,084	0.07%
Gas - Class AB	139	1,411,328	0.01%
Water - Class AB	1,722,203	446,473,155	0.39%
Water - Class C	54,890	85,164,913	0.06%
Water - Class D	42,266	28,160,470	0.15%
Municipal Total	\$2,268,632	\$1,198,280,023	0.19%
Grand Total	\$23,792,954	\$8,436,948,662	0.28%

	Total Uncollectible Accounts	Total Incremental Expenditures	Uncollectible Accounts as a % of Incremental Expenditures
IOU			
Electric - IOU-Major	\$11,980,689	\$18,581,298	64.48%
Electric - IOU-Non-major	-	7,373	0.00%
Gas - IOU-Major	2,064,800	2,915,993	70.81%
Gas - IOU-Non-major	-	16,685	0.00%
Water - IOU-Major	-	2,973	0.00%
IOU Total	\$14,045,489	\$21,524,322	65.25%
Municipal			
Electric - Class AB	\$ -	\$351,421	0.00%
Electric - Class C	-	97,714	0.00%
Gas - Class AB	-	139	0.00%
Water - Class AB	-	1,722,203	0.00%
Water - Class C	705	54,890	1.28%
Water - Class D	21,501	42,266	50.87%
Municipal Total	\$22,206	\$2,268,632	0.98%
Grand Total	\$14,067,695	\$23,792,954	59.13%

	Number of Utilities	Total Loan/Grant
IOU		
Electric - IOU-Major	-	\$-
Electric - IOU-Non-major	3	1,587,972
Gas - IOU-Major	-	-
Gas - IOU-Non-major	-	-
Water - IOU-Major	-	-
IOU Total	3	\$1,587,972
Municipal		
Electric - Class AB	4	\$16,737
Electric - Class C	1	5,107
Gas - Class AB	-	-
Water - Class AB	6	19,817
Water - Class C	4	7,344
Water - Class D	1	1,443
Municipal Total	16	\$50,448
Grand Total	19	\$1,638,420

Residential Arrears Comparison



Source: PSC ERF #398906