

Wisconsin Broadband Access- Serviceable Locations (BSL)

Milwaukee County

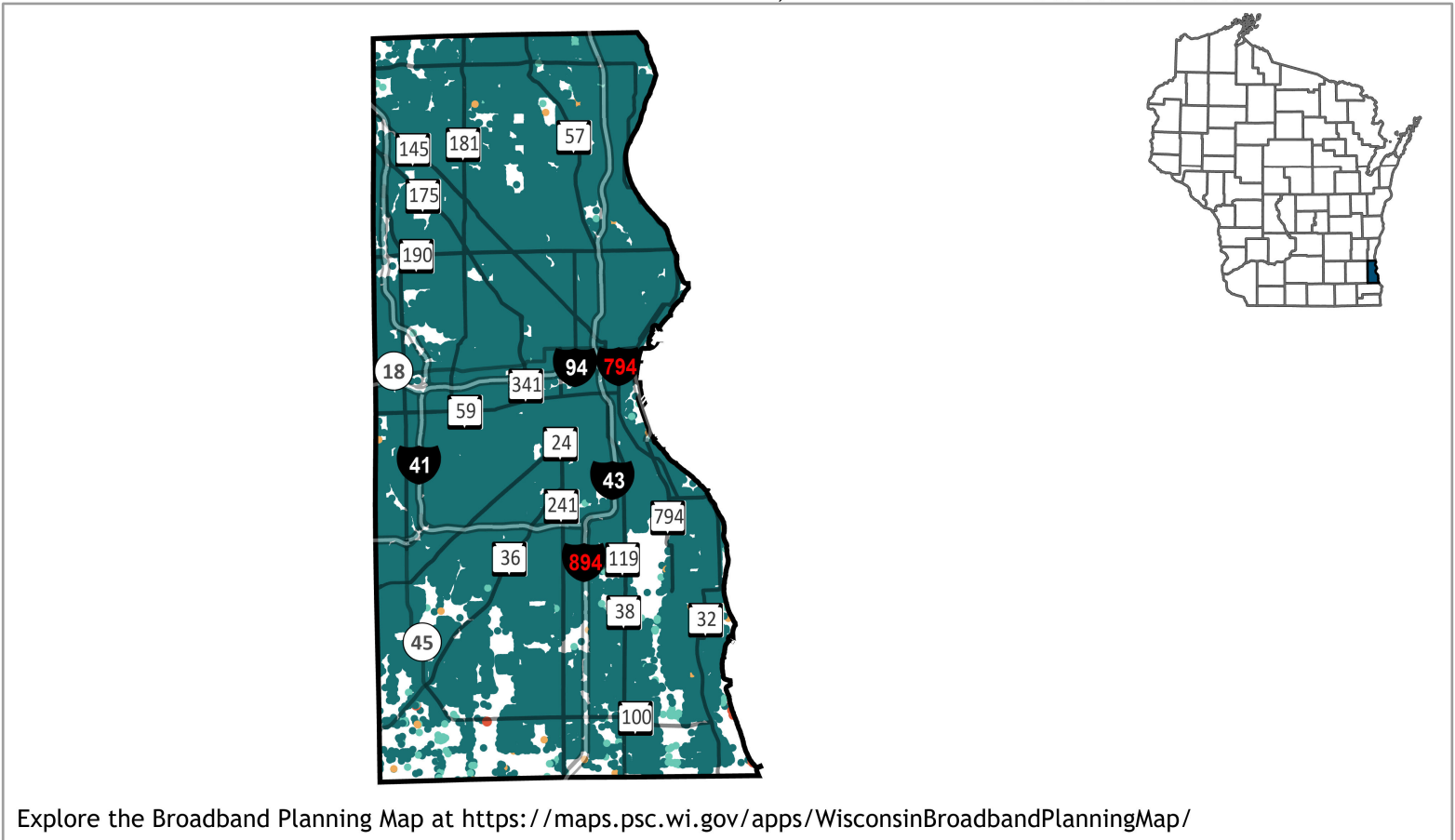


Total BSLs **253,358**

Underserved,
Unservd and No
Service Count

178


Source: FCC Broadband Data Collection BSL Service Status as of June 30, 2023



Explore the Broadband Planning Map at <https://maps.psc.wi.gov/apps/WisconsinBroadbandPlanningMap/>

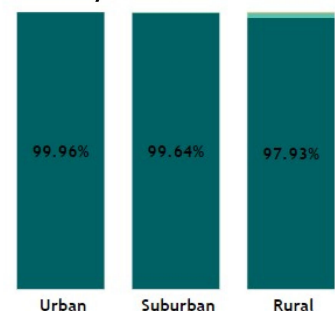
- Served
>= 100/20 (Mbps)
- Underserved
>25/3 and <100/20 (Mbps)
- Unserved
<25/3 (Mbps)
- No Service

BSL count, by service status



"Broadband service" = an internet service with a minimum speed 100/20 Mbps

% of BSLs, by urbanicity type, by service status



Note: For counties having 100% BSL in the same urbanicity type only one bar is displayed.

Wisconsin Broadband- Enforceable Funding Commitment

Milwaukee County



253,358

Count of Total BSLs

178

Count of Underserved, Unserved, and No Service BSLs

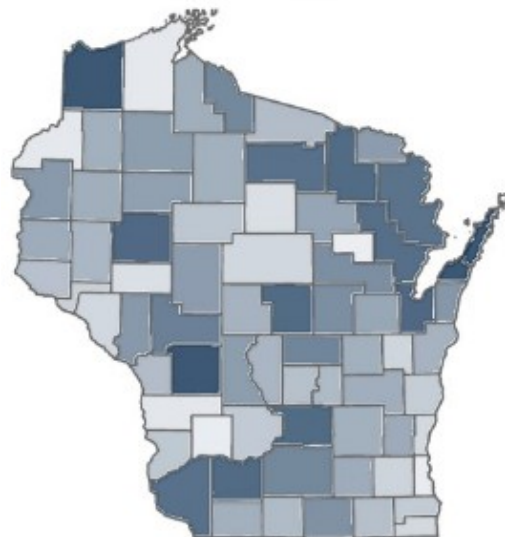
Source: FCC Broadband Data Collection BSL Service Status as of June 30, 2023

"Enforceable Funding Commitment", (EFC) for the purposes of BEAD is any "in progress" award that will build service of at least 100/20 to all locations by either a wireline cable or fiber connection, or a licensed fixed wireless connection. This includes a subset of state awards, all ARPA awards, all USDA Reconnect awards, RDOF, and E-ACAM.

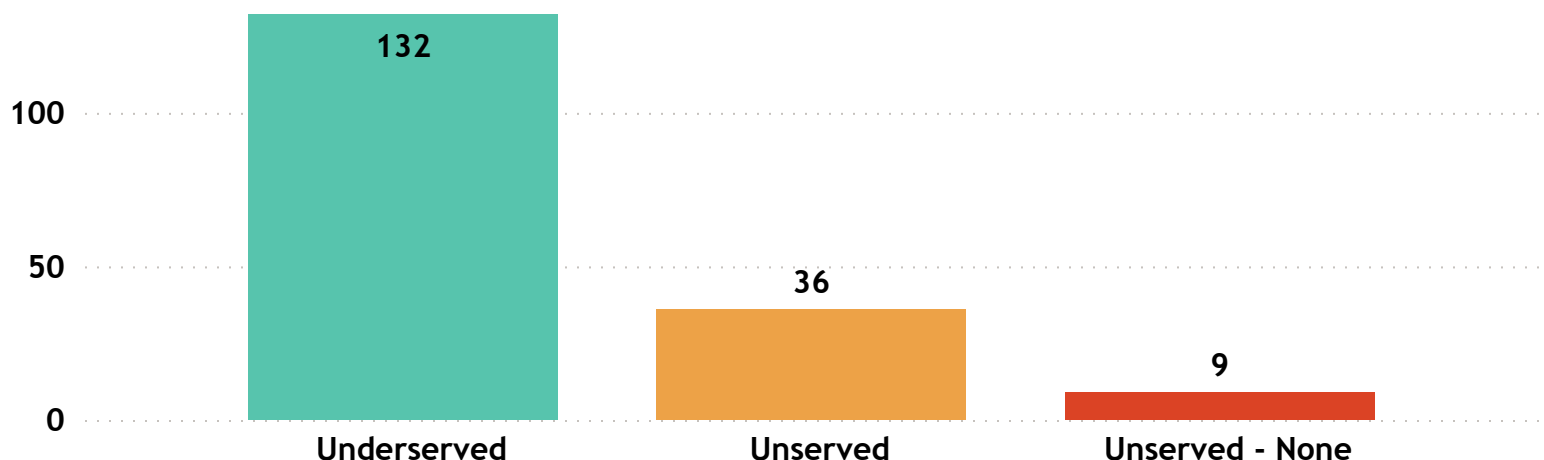
Estimated Underserved, Unserved and No Service Locations without Enforceable Funding Commitment

177

Estimated Underserved, Unserved and No Service Locations without EFC (count of locations **min** to **max**)



Estimated Underserved, Unserved, and No Service locations without EFC



Milwaukee County

FCC service as of December 31, 2022

18

ISP

Allstream Business US, LLC
AT&T Inc
Bertram Internet
Charter Communications Inc
Consolidated Communications, Fidium
Ethoplex
e-vergent
Hoyos Consulting, LLC
TDS Telecom
T-Mobile US
TPx Communications
United States Cellular Corporation
US Signal Company
Verizon
Voyant Communications
Xfinity
Xiber, LLC
Zayo Group, LLC

Wisconsin Broadband Affordability- Plan Cost

'Broadband service' = an internet service with a minimum speed 100/20 Mbps

ISPs in Wisconsin: 126

ISPs in Milwaukee County : 18

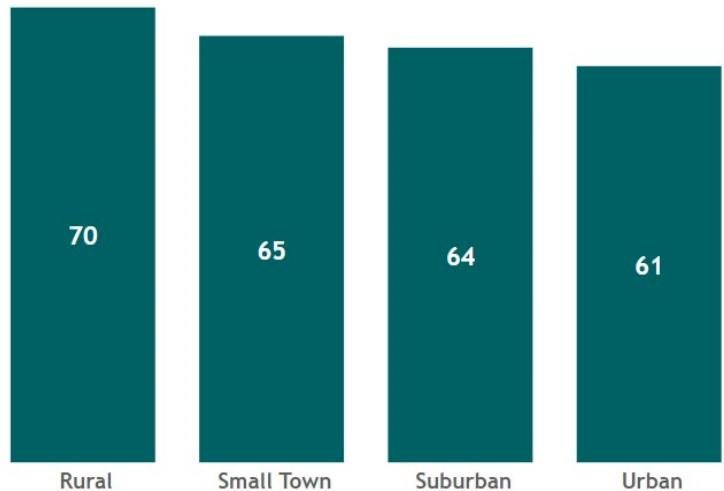
State Minimum Broadband Monthly Price Range
\$ 49.95 - \$ 156.50

State Average of Minimum Broadband Price/ Month
\$64.85

WI Household (HH) Median Income
\$67,080

AFFORDABILITY CRITERIA:
1.17% of Household Income

WI Average Minimum Broadband Price/ Month (in \$) by Urbanicity



Source: Service offerings from ISPs representing 2,200 price offerings across all counties.

HH annual income-range (\$)	Broadband Plan* monthly cost
less than \$15K	less than \$15
\$15K - \$24K	\$15 - \$24
\$25K - \$39K	\$25 - \$38
\$40K - \$54K	\$39 - \$52
\$55K - \$69K	\$53 - \$67
\$70K - \$84K	\$68 - \$81
\$85K - \$99K	\$82 - \$96
\$100K - \$150K	\$97 - \$146
\$150K+	\$147+

* Broadband plan: is a plan providing internet service of a minimum speed of 100/20Mbps

The commonly accepted Broadband cost-burden threshold's income (see worldwide affordability target by 2025)

Milwaukee County

Average of Minimum Broadband Price/ Month

\$ 58.91

Milwaukee County

Household (HH) Median Income

\$ 52,260

Wisconsin HHs: 2,401,818

Milwaukee County HHs: 383,703

Source: ACS 5y 2017-2021