

Wisconsin Broadband Access- Serviceable Locations (BSL)

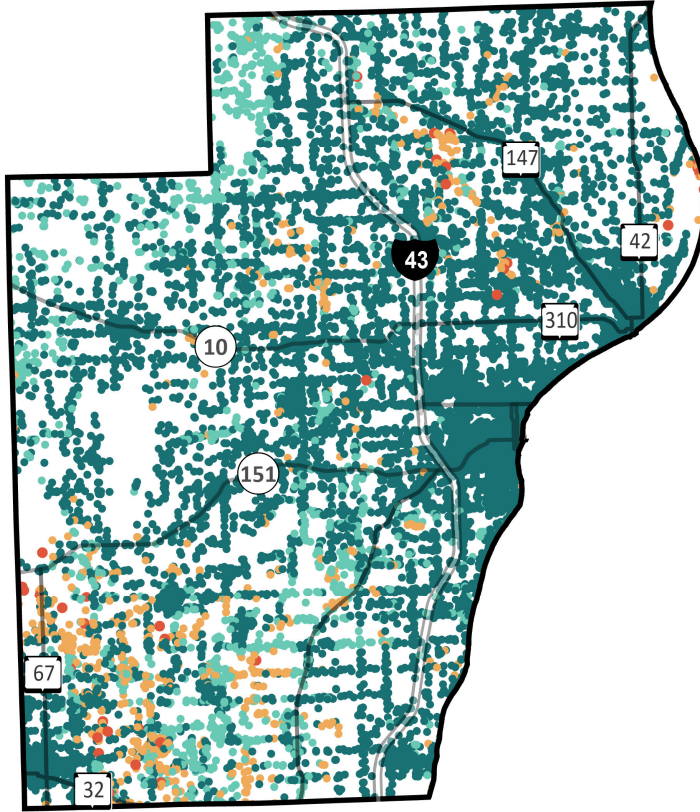
Manitowoc County



Total BSLs **35,155**

Underserved, Unserviced and No Service Count **2,835**

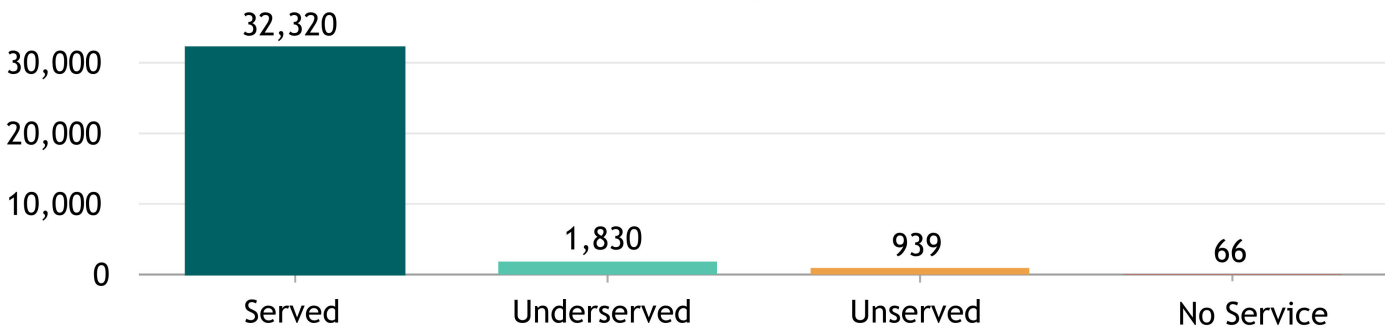
Source: FCC Broadband Data Collection BSL Service Status as of June 30, 2023



Explore the Broadband Planning Map at <https://maps.psc.wi.gov/apps/WisconsinBroadbandPlanningMap/>

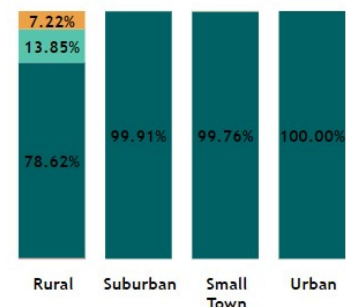


BSL count, by service status



"Broadband service" = an internet service with a minimum speed 100/20 Mbps

% of BSLs, by urbanicity type, by service status



Wisconsin Broadband- Enforceable Funding Commitment

Manitowoc County



35,155

Count of Total BSLs

2,835

Count of Underserved, Unserved, and No Service BSLs

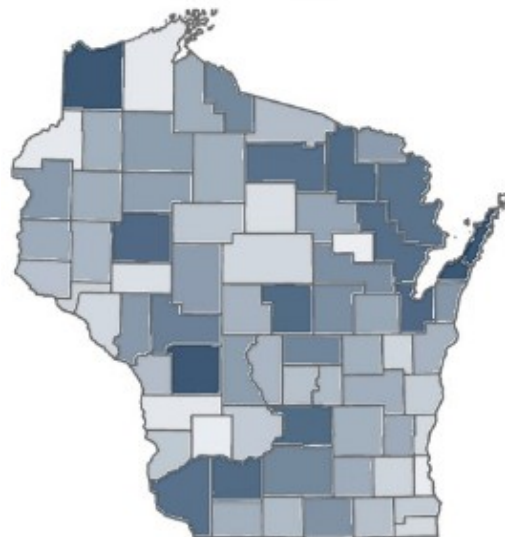
Source: FCC Broadband Data Collection BSL Service Status as of June 30, 2023

"Enforceable Funding Commitment", (EFC) for the purposes of BEAD is any "in progress" award that will build service of at least 100/20 to all locations by either a wireline cable or fiber connection, or a licensed fixed wireless connection. This includes a subset of state awards, all ARPA awards, all USDA Reconnect awards, RDOF, and E-ACAM.

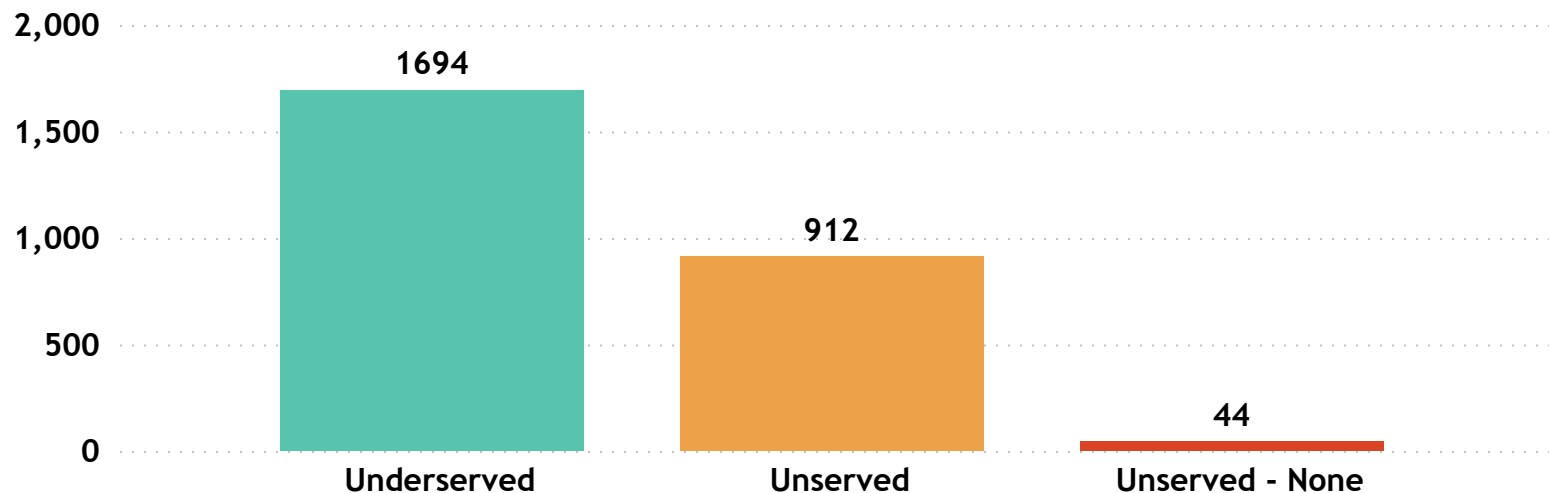
Estimated Underserved, Unserved and No Service Locations without Enforceable Funding Commitment

2,650

Estimated Underserved, Unserved and No Service Locations without EFC (count of locations **min** to **max**)



Estimated Underserved, Unserved, and No Service locations without EFC



Manitowoc County

FCC service as of December 31, 2022

18

ISP

Acrospire Networks
AT&T Inc
Bertram Internet
Brightspeed
Bug Tussel Wireless LLC
CenturyLink (owned by Lumen)
Charter Communications Inc
Consolidated Communications, Fidium
Ethoplex
Frontier
Hoyos Consulting, LLC
Naight Telservices
TDS Telecom
T-Mobile US
United States Cellular Corporation
Verizon
Xclutel Communications, LLC
Xfinity

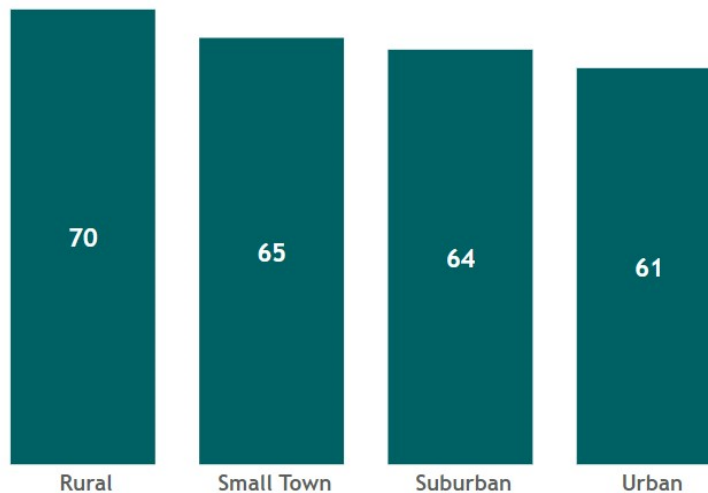
Wisconsin Broadband Affordability- Plan Cost

'Broadband service' = an internet service with a minimum speed 100/20 Mbps

ISPs in Wisconsin: 126

ISPs in Manitowoc County : 18

WI Average Minimum Broadband Price/ Month (in \$) by Urbanicity



State Minimum Broadband Monthly Price Range
\$ 49.95 - \$ 156.50

State Average of Minimum Broadband Price/ Month
\$64.85

WI Household (HH) Median Income
\$67,080

Source: Service offerings from ISPs representing 2,200 price offerings across all counties.

AFFORDABILITY CRITERIA:
1.17% of Household Income

| HH annual income-range (\$) | Broadband Plan* monthly cost |
|-----------------------------|------------------------------|
| less than \$15K | less than \$15 |
| \$15K - \$24K | \$15 - \$24 |
| \$25K - \$39K | \$25 - \$38 |
| \$40K - \$54K | \$39 - \$52 |
| \$55K - \$69K | \$53 - \$67 |
| \$70K - \$84K | \$68 - \$81 |
| \$85K - \$99K | \$82 - \$96 |
| \$100K - \$150K | \$97 - \$146 |
| \$150K+ | \$147+ |

* Broadband plan: is a plan providing internet service of a minimum speed of 100/20Mbps

The commonly accepted Broadband cost-burden threshold's income (see worldwide affordability target by 2025)

Manitowoc County

Average of Minimum Broadband Price/ Month

\$ 65.55

Manitowoc County

Household (HH) Median Income

\$ 58,464

Wisconsin HHs: 2,401,818

Manitowoc County HHs: 34,435

Source: ACS 5y 2017-2021