

# Wisconsin Broadband Access- Serviceable Locations (BSL)

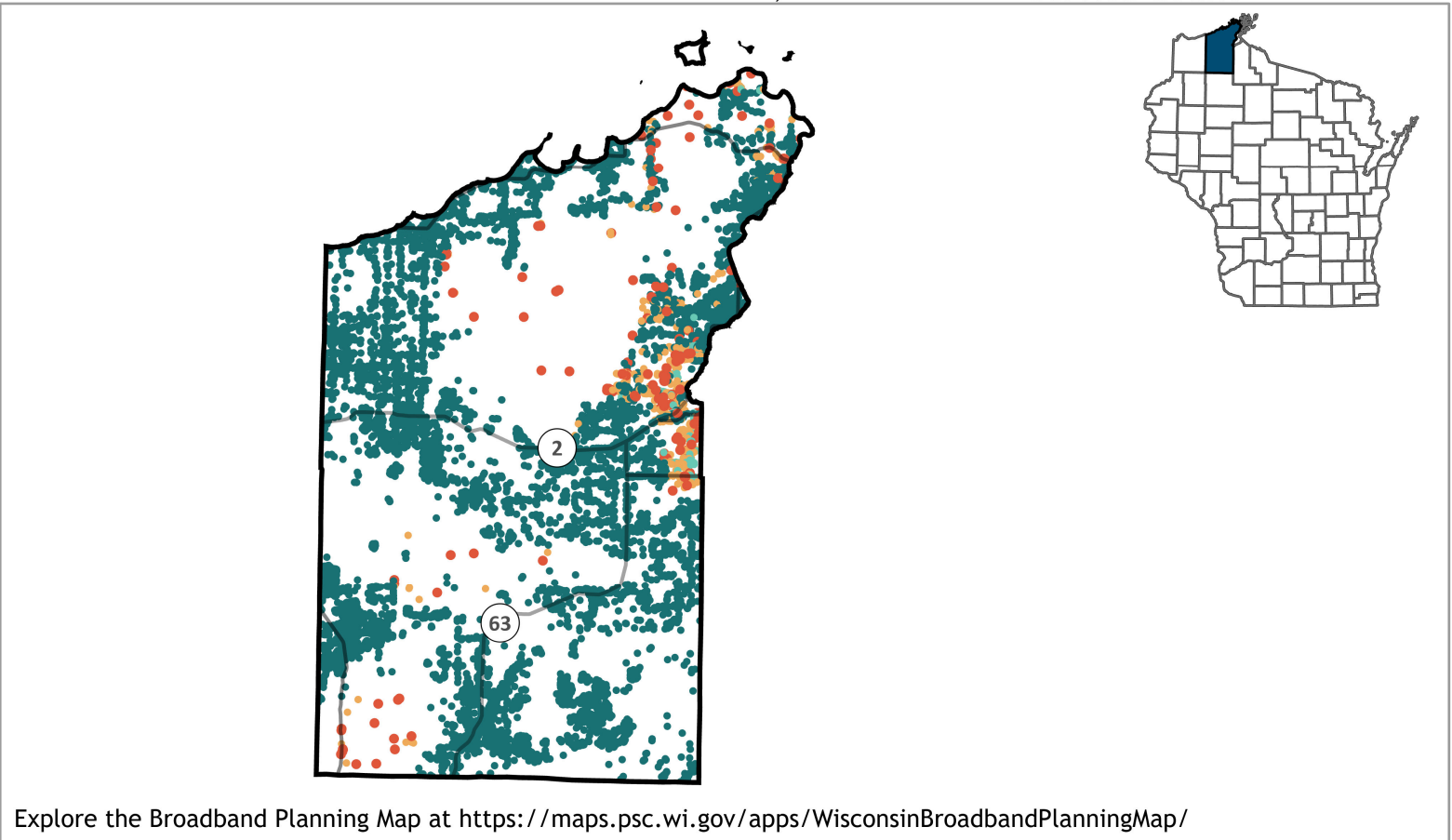
## Bayfield County



Total BSLs **13,943**

Underserved,  
Unservd and No  
Service Count **791**

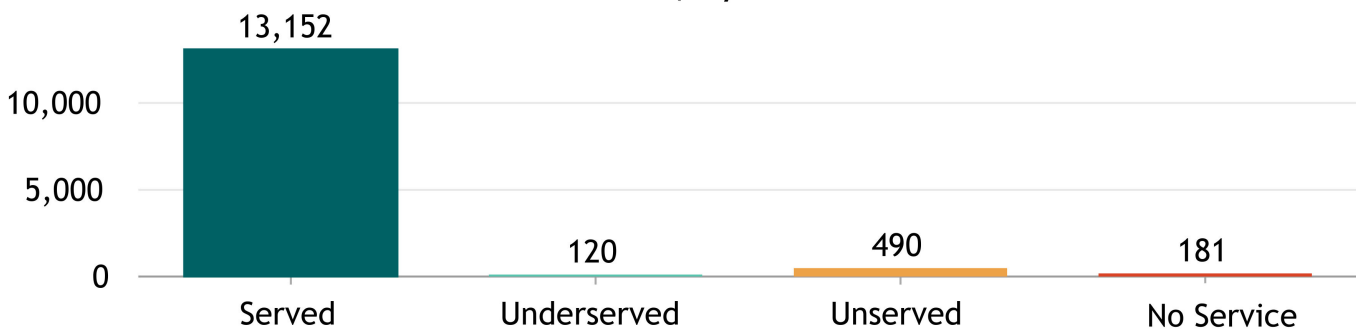
Source: FCC Broadband Data Collection BSL Service Status as of June 30, 2023



Explore the Broadband Planning Map at <https://maps.psc.wi.gov/apps/WisconsinBroadbandPlanningMap/>

- Served  
>= 100/20 (Mbps)
- Underserved  
>25/3 and <100/20 (Mbps)
- Unservd  
<25/3 (Mbps)
- No Service

BSL count, by service status



"Broadband service" = an internet service with a minimum speed 100/20 Mbps

% of BSLs, by urbanicity type, by service status



# Wisconsin Broadband- Enforceable Funding Commitment

Bayfield County



13,943

Count of Total BSLs

791

Count of Underserved, Unserved, and No Service BSLs

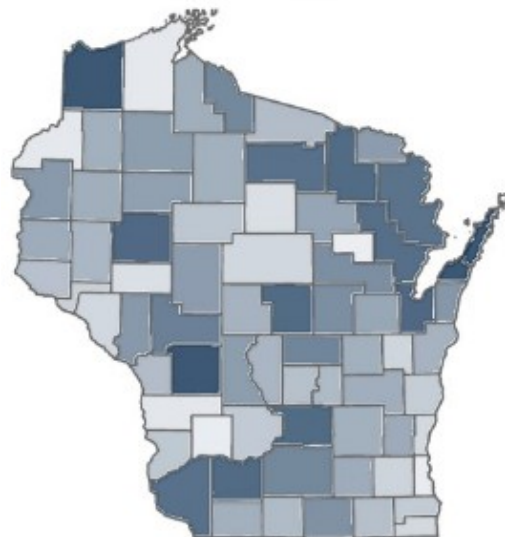
Source: FCC Broadband Data Collection BSL Service Status as of June 30, 2023

"Enforceable Funding Commitment", (EFC) for the purposes of BEAD is any "in progress" award that will build service of at least 100/20 to all locations by either a wireline cable or fiber connection, or a licensed fixed wireless connection. This includes a subset of state awards, all ARPA awards, all USDA Reconnect awards, RDOF, and E-ACAM.

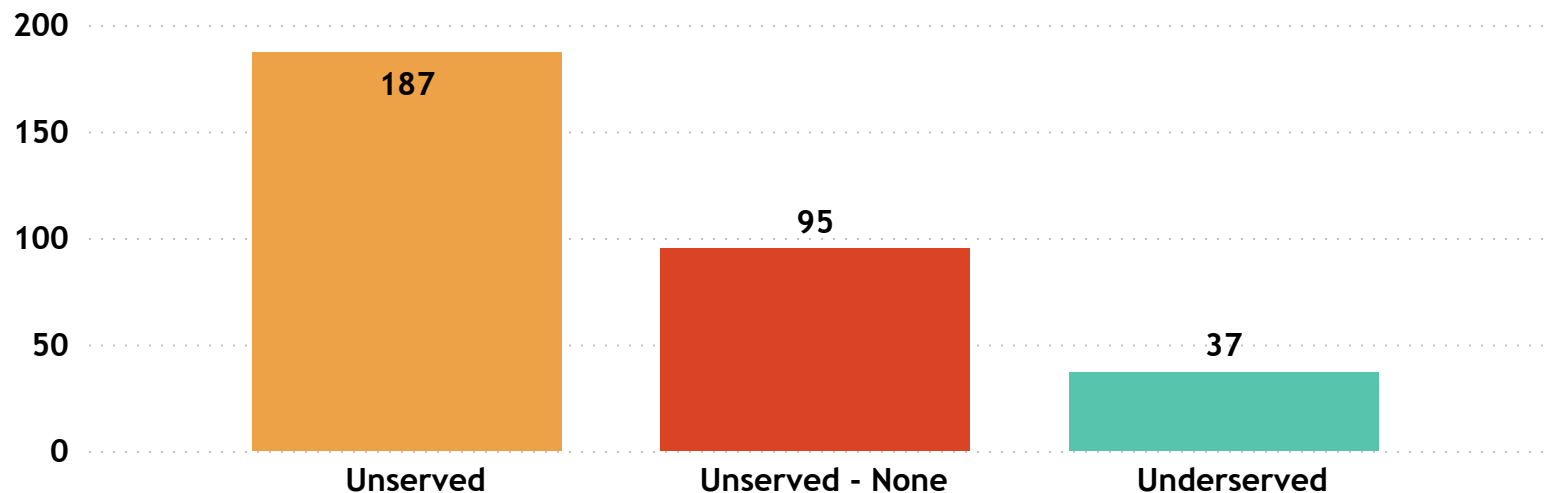
**Estimated Underserved, Unserved and No Service Locations without Enforceable Funding Commitment**

**319**

Estimated Underserved, Unserved and No Service Locations without EFC (count of locations **min** to **max**)



Estimated Underserved, Unserved, and No Service locations without EFC



## Bayfield County

FCC service as of December 31, 2022

7

ISP  
▲

---

Bayfield Wireless

Brightspeed

CenturyLink (owned by Lumen)

Charter Communications Inc

Norvado

Peninsula Fiber Network

T-Mobile US

# Wisconsin Broadband Affordability- Plan Cost

'Broadband service' = an internet service with a minimum speed 100/20 Mbps

ISPs in Wisconsin: 126

ISPs in Bayfield County : 7

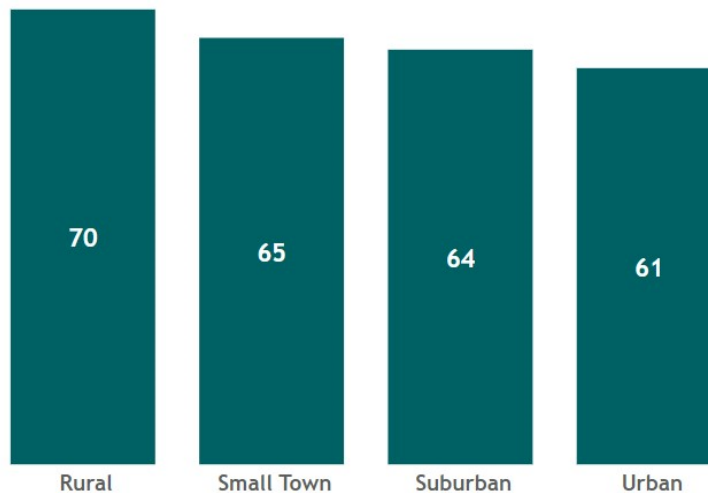
State Minimum Broadband Monthly Price Range  
\$ 49.95 - \$ 156.50

State Average of Minimum Broadband Price/ Month  
\$64.85

WI Household (HH) Median Income  
\$67,080



WI Average Minimum Broadband Price/ Month (in \$) by Urbanicity



Source: Service offerings from ISPs representing 2,200 price offerings across all counties.

**AFFORDABILITY CRITERIA:**  
**1.17% of Household Income**

| HH annual income-range (\$) | Broadband Plan* monthly cost |
|-----------------------------|------------------------------|
| less than \$15K             | less than \$15               |
| \$15K - \$24K               | \$15 - \$24                  |
| \$25K - \$39K               | \$25 - \$38                  |
| \$40K - \$54K               | \$39 - \$52                  |
| <b>\$55K - \$69K</b>        | <b>\$53 - \$67</b>           |
| \$70K - \$84K               | \$68 - \$81                  |
| \$85K - \$99K               | \$82 - \$96                  |
| \$100K - \$150K             | \$97 - \$146                 |
| \$150K+                     | \$147+                       |

\* Broadband plan: is a plan providing internet service of a minimum speed of 100/20Mbps

The commonly accepted Broadband cost-burden threshold's income (see worldwide affordability target by 2025)

## Bayfield County

Average of Minimum Broadband Price/ Month

**\$ 69.61**

## Bayfield County

Household (HH) Median Income

**\$ 57,257**

Wisconsin HHs: 2,401,818

Bayfield County HHs: 7,110

Source: ACS 5y 2017-2021