

Wisconsin Broadband Access- Serviceable Locations (BSL)

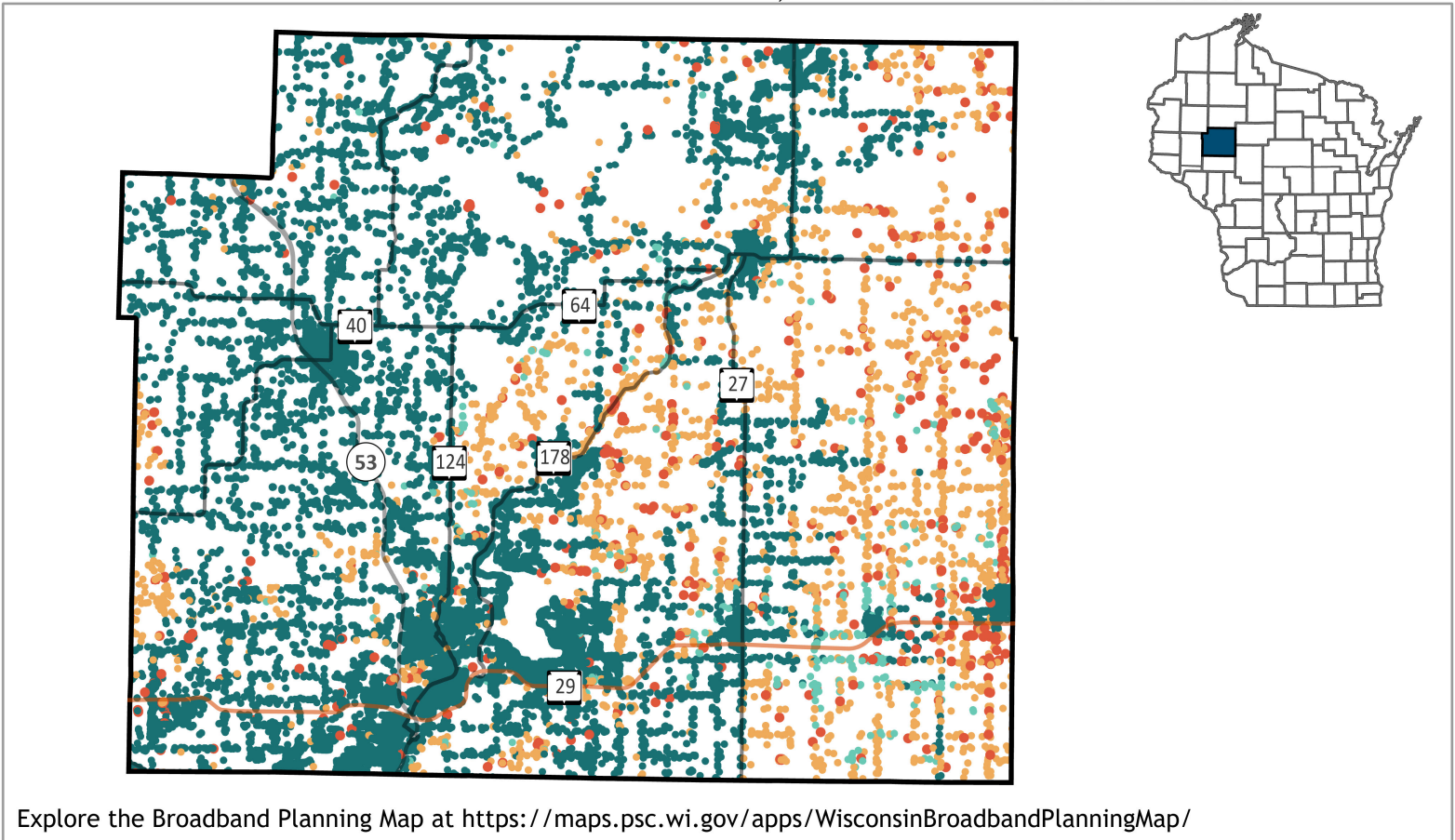
Chippewa County



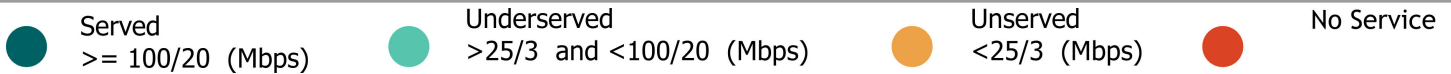
Total BSLs **28,622**

Underserved, Unservd and No Service Count **3,308**

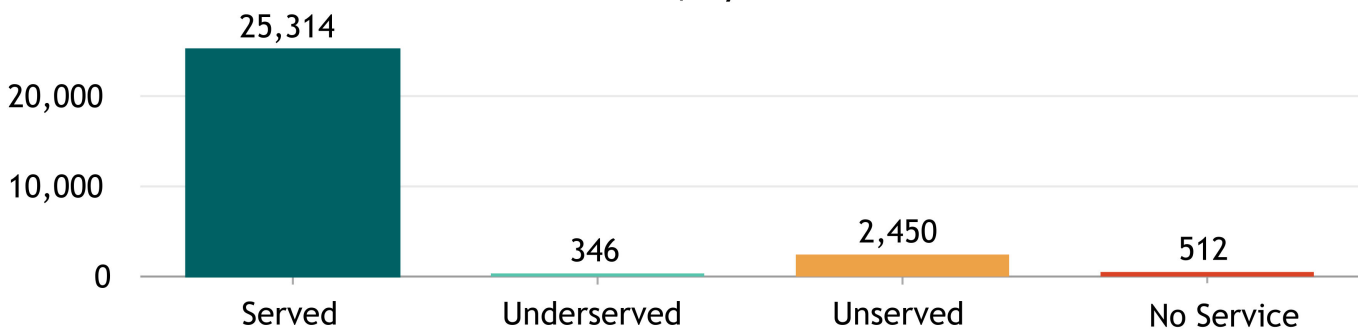
Source: FCC Broadband Data Collection BSL Service Status as of June 30, 2023



Explore the Broadband Planning Map at <https://maps.psc.wi.gov/apps/WisconsinBroadbandPlanningMap/>

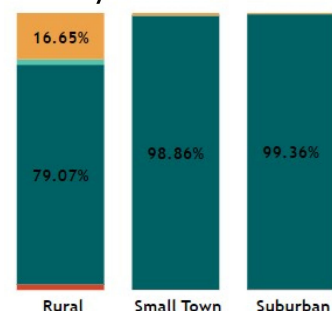


BSL count, by service status



"Broadband service" = an internet service with a minimum speed 100/20 Mbps

% of BSLs, by urbanicity type, by service status



Wisconsin Broadband- Enforceable Funding Commitment

Chippewa County



28,622

Count of Total BSLs

3,308

Count of Underserved, Unserved, and No Service BSLs

Source: FCC Broadband Data Collection BSL Service Status as of June 30, 2023

"Enforceable Funding Commitment", (EFC) for the purposes of BEAD is any "in progress" award that will build service of at least 100/20 to all locations by either a wireline cable or fiber connection, or a licensed fixed wireless connection. This includes a subset of state awards, all ARPA awards, all USDA Reconnect awards, RDOF, and E-ACAM.

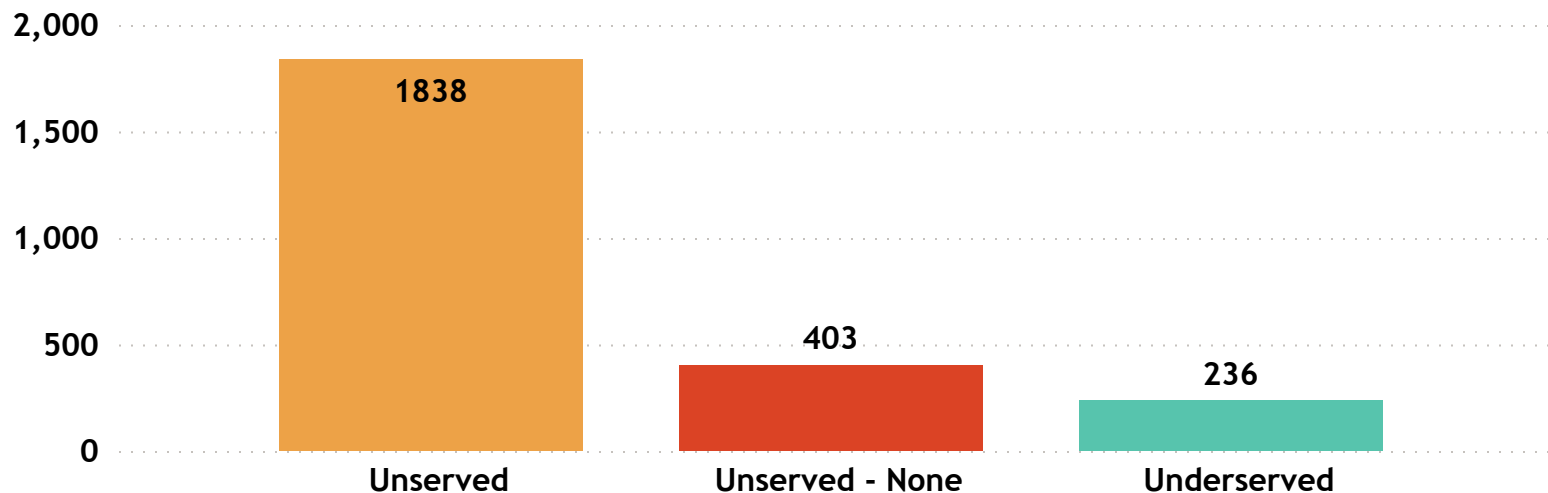
Estimated Underserved, Unserved and No Service Locations without Enforceable Funding Commitment

2,477

Estimated Underserved, Unserved and No Service Locations without EFC (count of locations **min** to **max**)



Estimated Underserved, Unserved, and No Service locations without EFC



Chippewa County

FCC service as of December 31, 2022

15

ISP
▲

AT&T Inc

Bevcomm

Bloomer Telephone Company

Brightspeed

Bruce Telephone Company INC

CC/N - Citizens Telephone Cooperative Inc

CC/N - NTERA LLC

CenturyLink (owned by Lumen)

Charter Communications Inc

Consolidated Communications, Fidium

Mosaic Technologies

TDS Telecom

T-Mobile US

Verizon

West Wisconsin Telcom Cooperative, Inc.

Wisconsin Broadband Affordability- Plan Cost

'Broadband service' = an internet service with a minimum speed 100/20 Mbps

ISPs in Wisconsin: 126

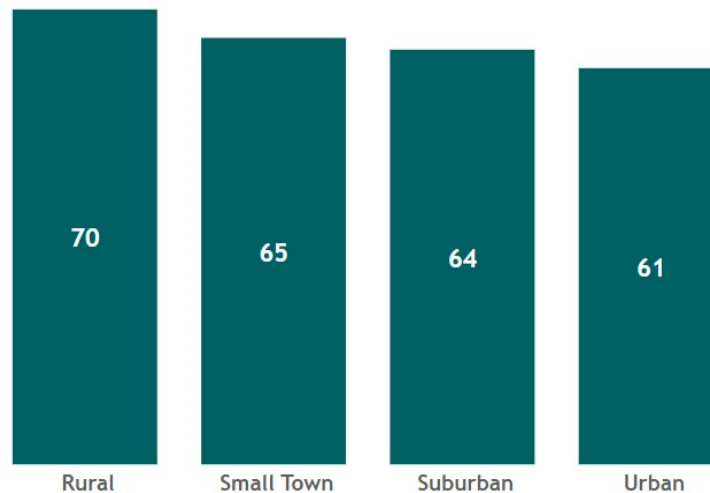
ISPs in Chippewa County : 15

State Minimum Broadband
Monthly Price Range
\$ 49.95 - \$ 156.50

State Average of Minimum
Broadband Price/ Month
\$64.85

WI Household (HH)
Median Income
\$67,080

WI Average Minimum Broadband Price/
Month
(in \$) by Urbanicity



Source: Service offerings from ISPs representing 2,200 price offerings across all counties.

AFFORDABILITY CRITERIA:
1.17% of Household Income

HH annual income-range (\$)	Broadband Plan* monthly cost
less than \$15K	less than \$15
\$15K - \$24K	\$15 - \$24
\$25K - \$39K	\$25 - \$38
\$40K - \$54K	\$39 - \$52
\$55K - \$69K	\$53 - \$67
\$70K - \$84K	\$68 - \$81
\$85K - \$99K	\$82 - \$96
\$100K - \$150K	\$97 - \$146
\$150K+	\$147+

* Broadband plan: is a plan providing internet service of a minimum speed of 100/20Mbps

The commonly accepted Broadband cost-burden threshold's income (see worldwide affordability target by 2025)

Chippewa County

Average of Minimum Broadband
Price/ Month

\$ 61.32

Chippewa County

Household (HH) Median Income

\$ 61,215

Wisconsin HHs: 2,401,818

Chippewa County HHs: 26,044

Source: ACS 5y 2017-2021