



FY26 Grant Application Webinar

PSCStateBroadbandOffice@wisconsin.gov

June 8, 2026

Section I: Broadband Expansion Grant Program

- Program Overview
- Schedule of Events
- Funding Sources
- Eligibility
- Eligible Areas & Locations
- Map Tour
- Evaluation, Merit Criteria

Section II: Application Process

- How to Apply?
- Application Requirements
- Application (Step by Step)
- Geospatial Data, Licensing
- Application Common Errors

Section III

- Resources
- Questions

Section I:

Broadband Expansion Grant Program

Program Overview

- Up to \$60 million will be made available from bonding & cash sources
- Official means for information related to the application is [docket 5-BF-2026](#)
- Statute change
 - Eligible: lacking 100/20 Mbps that is actual, available, reliable
 - Providers in/adjacent to a proposed project area will have 30 days to submit a challenge
 - Updated priority criteria
- Amended application instructions [ERF: #593130](#)
- Apply using [PSC Grants System](#)
- [State Grant Webpage](#)

Schedule of Events

DATE	EVENT
May 19, 2026	Application opens in the PSC Grants System
July 20, 2026, 1:30 PM CT	Deadline for submitting questions and requests for clarification
July 24, 2026	Last day to request Grants System assistance
July 27, 2026, 1:30 PM CT	Applications due from applicants (deadline for submitting in the Grants System)
July 28, 2026, 1:30 PM CT	Geospatial File Submissions due for all applications
On or Before August 6, 2026	Commission will publish the proposed geographic broadband service area and the proposed broadband service speeds for each application
30 days from the publication of geographic broadband service areas 1:30 PM CT	Last day for submitting a challenge to a grant application

Funding Sources

- Funding will be derived from segregated state universal service funds allocated under Wis. Stat. Section 20.155(3)(r) and bond proceeds authorized by the Wisconsin Building Commission under Wis. Stat. Section 13.48(30).
- Funding comes from previously awarded but unspent state funds and underspending in other state universal service fund programs.
- While the eligibility and awarding criteria are the same for both funding sources, **grant agreement requirements are different**
 - [DRAFT 2026 Grant Agreement – Bond Funded](#)
 - [DRAFT 2026 Grant Agreement – Cash Funded](#)

Eligibility

- “Eligible Applicant” means any of the following:
 - An organization operated for profit or not for profit, including a cooperative
 - A telecommunications utility
 - A political subdivision (city, village, town, or county) that submits an application in partnership with an eligible organization
- Proposed project will extend broadband service to an unserved area of the State
 - **Unserved area** defined under [Wis. Stat. § 196.504\(1\)\(c\)](#).

Eligible Areas

An area is eligible if it lacks access to **fixed wireless or wired service** with **actual speeds of at least 100 Mbps download and 20 Mbps upload**, and which is **available** and **reliable** [Wis. Stat. § 196.504\(1\)\(c\)](#)

- Broadband grants fund networks, not locations
 - An “unserved area” is the extent of a network deployment project that improves a significant number of unserved locations
 - Applicants should propose projects that primarily improve internet access to unserved locations
 - It is reasonable to improve adjacent served locations along the proposed network route or footprint
- Awarding decisions will be focused on the project’s impact on unserved locations
(Merit Criteria: Cost Efficiency, Unserved Priority, Geography and Largeness, Adjacent Impact)
- It is the responsibility of the applicant to provide justification to demonstrate its application serves an “unserved area”

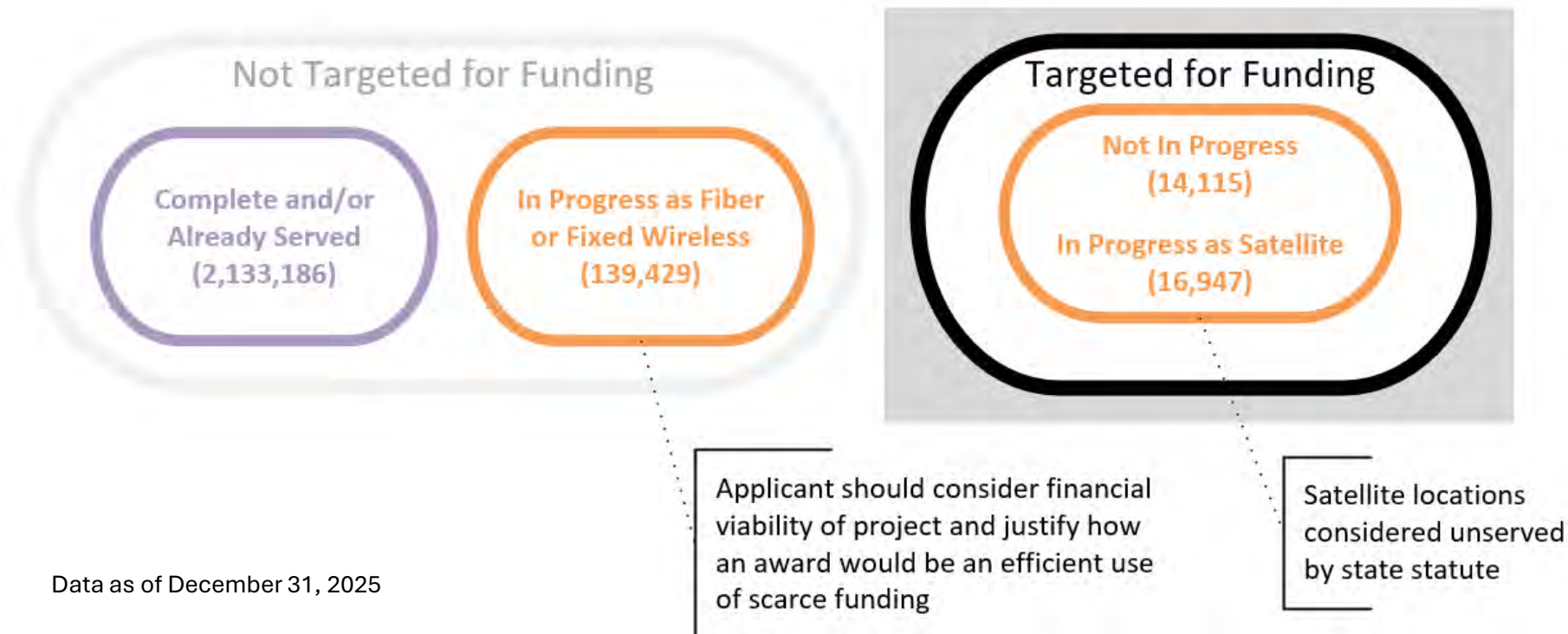
Presumptively Eligible Locations

- PSC staff have prepared a [map](#) and [list](#) of locations *presumptively eligible* for grants based on statute and available data.
- Applicants may propose projects that serve locations that are not presumptively eligible, but must provide additional justification to demonstrate the application meets the criteria under [Wis. Stat. § 196.504\(1\)\(c\)](#)



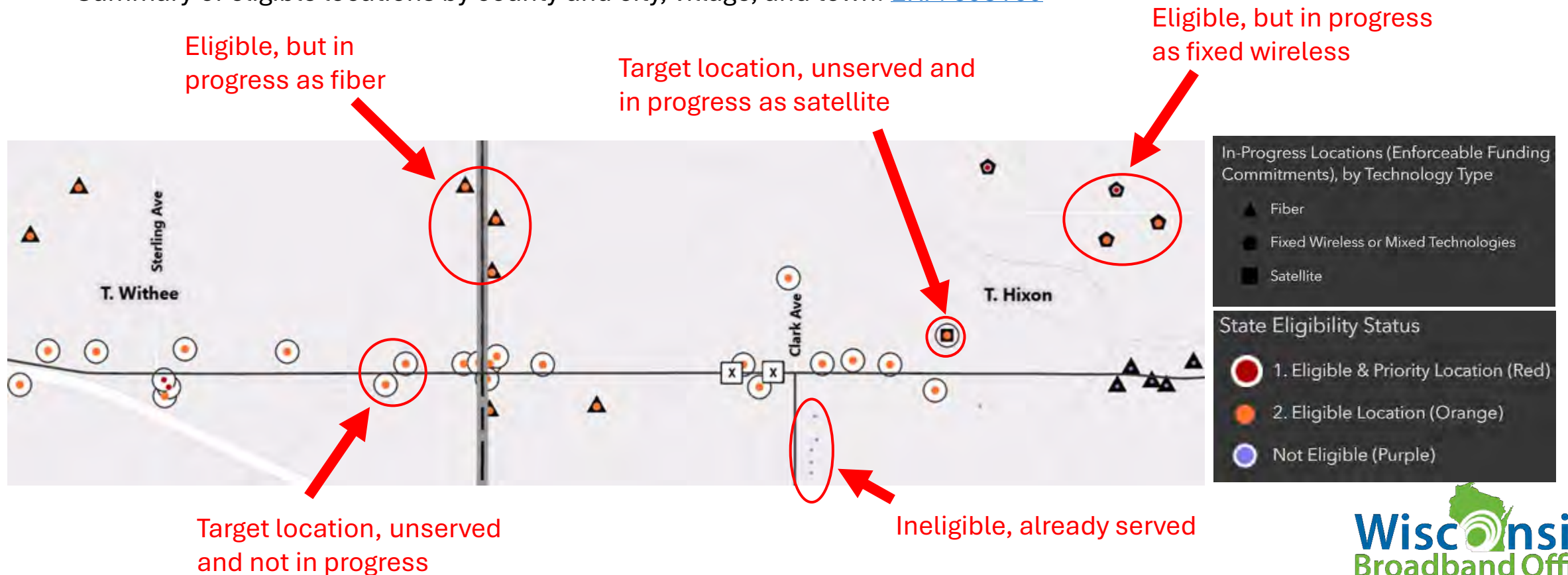
Target Locations

- **Target locations: unserved and not in progress as fiber or fixed wireless**
- Applicant can propose a case for overbuilding fiber or fixed wireless grants, but will need to provide significant justification
- Commission must weigh relative impact of proposed projects to maximize effectiveness of scarce funding. Overbuilding may not be considered a good use of funds.



Map Tour

- <https://maps.psc.wi.gov/apps/BroadbandExpansionGrantMap>
- List of eligible BSLs: [ERF: #593132](#)
- Summary of eligible locations by county and city, village, and town: [ERF: 593160](#)



Merit Criteria Overview

<i>Merit Criteria</i>	<i>Points</i>
Unserved Priority: Proposed project's geographic area has speeds of 25/3 Mbps or lower.	10
Matching Funds: Applicant will provide 25% match or greater.	10
Fiber: Project provides fiber directly to the end user.	10
Affordability of Service: Commits to cost and/or low-income service plan offering subscriptions of 100/20 Mbps for no more than \$75/month.	5
Public-Private Partnership: Project will include public-private partnership.	15
Geography and Largeness: Project area is geographically difficult to connect and/or has large number of unserved individuals or communities.	5
Adjacent Impact: Project will not impair the ability of any broadband provider to extend broadband service to areas adjacent to the proposed project area or exclude locations within the project area.	5
Scalable: Project is scalable to expand service to additional areas in the future.	5
Economic Development: Project will promote economic development.	5
Cost Efficiency: Proposal is cost efficient and demonstrates a reasonable public investment.	15
Financial and Operational Ability and Past Performance: Applicant has demonstrated its financial ability, operational capacity, and past performance to undertake proposed project.	15

Merit Criteria – Public-Private Partnership

Upload partnership agreements

- If the partnership is memorialized in a joint or other written agreement, upload that document
- Provide a short description of other contribution to the project for each participating partner if there is no written agreement.

Other Information that will be considered

- Contribution of funds or in-kind assistance.
- Active engagement of diverse communities in the outreach, planning, or marketing of the project.

Information that will not be considered relating to this criteria

- Letters of Support

Merit Criteria – Geography & Adjacent Impact

Geography and Largeness

- Describe geographic challenges that makes broadband deployment particularly challenging.
- Challenging terrain such as
 - Rock formations and waterways
 - Infrastructure challenges
 - Other structures making deployment more challenging

Adjacent Impact

- Project does not adversely impact broadband expansion to adjacent areas/locations.
- Specifically, make clear that the project does not exclude locations within the project area or hinder potential broadband expansion to adjacent locations.
- Provide detailed explanation if there is some impact to adjacent locations.

Merit Criteria – Scalable & Economic Development

Scalable

- Describe how the project could be scaled for the future.
- Describe how the proposed project network can simultaneously serve more locations in peak demand scenarios.
 - Expanded network – increased number of users, network nodes, number of services provided.

Economic Development

- Promotes job growth or retention, expansion of property tax base or improves overall economic vitality of community or region.

Merit Criteria – Cost Efficiency & Financials

Cost Efficiency

- Provide details into the cost efficiency of the project proposal that demonstrates that the funding request is a reasonable public investment.
- Details the factors that led to the overall funding request calculation which may include rurality, geography, or other characteristics that impact the cost per location and return on investment

Financial and Operational Ability and Past Performance

- Provider sufficient detail showing the applicant has the financial and operational ability to undertake the proposed project
 - years in operation
 - completed infrastructure projects
 - financial capacity
 - size of current network
 - customer base
 - the applicant's demonstrated history of building broadband infrastructure
 - operational and technical qualifications of key staff and contractors

If applicable: provide a status of all prior broadband expansion grant projects, reporting compliance, whether the project(s) were completed within the initially provided performance period, and other relevant details of the prior project(s)

Challenge Process

- **On or before August 6**, the Commission will publish the proposed project areas and speeds for each application
- Providers may challenge applications if either of the following apply:
 - The challenger **currently provides** available and reliable 100/20 Mbps or better fixed wireless or wired service to area.
 - The challenger **commits to complete construction within 24 months** of available and reliable 100/20 Mbps or better fixed wireless or wired broadband service to area. The challenger must provide documentation to the satisfaction of the Commission, which could include engineering plans, invoices related to project materials, permit applications, and a project timeline.
- If the Commission determines a challenge is credible and relevant, and that service is or will become available, it will not award funding to the application.
- Process will begin with a posting to the docket 5-BF-2026 and publishing of data to the [grant round map](#)
- See: [Wis. Stat. § 196.504\(2t\)](#)

Section II:

Application Process

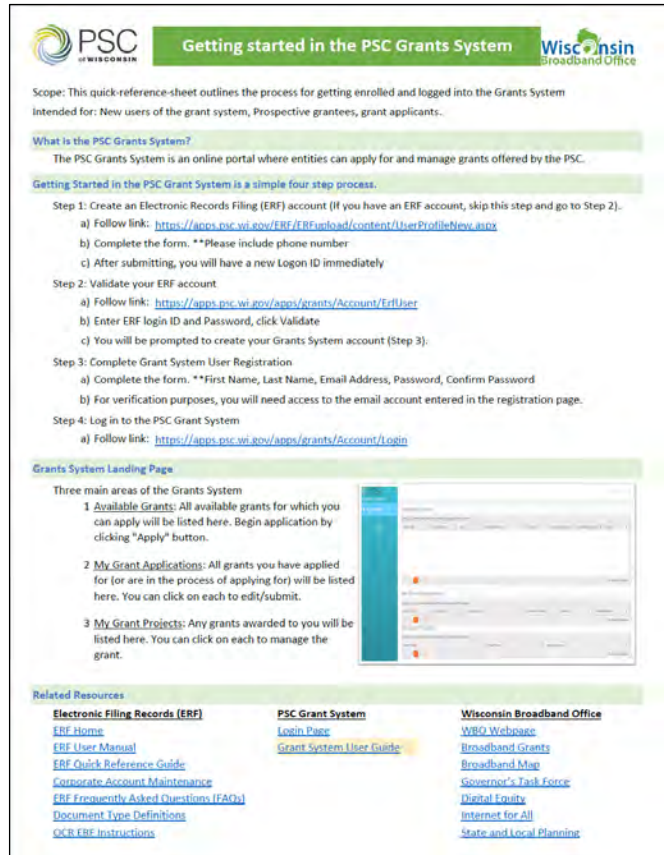
How to Apply?

- Application process is completed through PSC Grant System
- *Grant applications MUST be submitted via this system to be considered for funding.*
- *DO NOT upload your application to ERF, they will be automatically uploaded to ERF once submitted in the Grants System*
- Login page: <https://apps.psc.wi.gov/apps/grants>



Application Process

Grants System Resources



Getting started in the PSC Grants System

Scope: This quick-reference-sheet outlines the process for getting enrolled and logged into the Grants System intended for: New users of the grant system, Prospective grantees, grant applicants.

What is the PSC Grants System?
The PSC Grants System is an online portal where entities can apply for and manage grants offered by the PSC.

Getting Started in the PSC Grant System is a simple four step process.

Step 1: Create an Electronic Records Filing (ERF) account (If you have an ERF account, skip this step and go to Step 2).
a) Follow link: <https://apps.psc.wi.gov/ERF/ERFUpload/content/UserProfileNew.aspx>
b) Complete the form. **Please include phone number
c) After submitting, you will have a new Logon ID immediately

Step 2: Validate your ERF account
a) Follow link: <https://apps.psc.wi.gov/apps/grants/Account/ERFUser>
b) Enter ERF login ID and Password, click Validate
c) You will be prompted to create your Grants System account (Step 3).

Step 3: Complete Grant System User Registration
a) Complete the form. **First Name, Last Name, Email Address, Password, Confirm Password
b) For verification purposes, you will need access to the email account entered in the registration page.

Step 4: Log in to the PSC Grant System
a) Follow link: <https://apps.psc.wi.gov/apps/grants/Account/Login>

Grants System Landing Page

Three main areas of the Grants System

- Available Grants:** All available grants for which you can apply will be listed here. Begin application by clicking "Apply" button.
- My Grant Applications:** All grants you have applied for (or are in the process of applying for) will be listed here. You can click on each to edit/submit.
- My Grant Projects:** Any grants awarded to you will be listed here. You can click on each to manage the grant.

Related Resources

Electronic Filing Records (ERF)	PSC Grant System	Wisconsin Broadband Office
ERF Home	Login Page	WBO Webpage
ERF User Manual	Grant System User Guide	Broadband Grants
ERF Quick Reference Guide		Broadband Map
Corporate Account Maintenance		Governor's Task Force
ERF Frequently Asked Questions (FAQs)		Digital Equity
Document Type Definitions		Internet for All
OCR ERF Instructions		State and Local Planning

<https://psc.wi.gov/Pages/ServiceType/Broadband/GrantsStateExpansion.aspx>



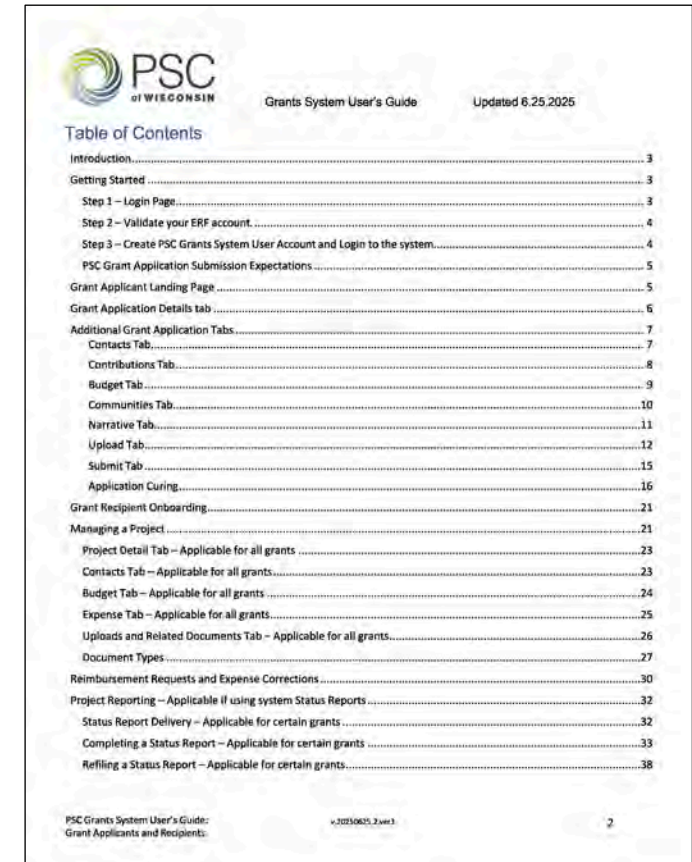
Grants Management System
GETTING STARTED

Robbie Dailey
Grants Specialist Advanced
Public Service Commission of Wisconsin

May 2026



<https://psc.wi.gov/Pages/ServiceType/Broadband/GrantsStateExpansion.aspx>



Grants System User's Guide Updated 6.25.2025

Table of Contents

Introduction.....	3
Getting Started	3
Step 1 – Login Page.....	3
Step 2 – Validate your ERF account.....	4
Step 3 – Create PSC Grants System User Account and Login to the system.....	4
PSC Grant Application Submission Expectations.....	5
Grant Applicant Landing Page.....	5
Grant Application Details tab.....	6
Additional Grant Application Tabs.....	7
Contacts Tab.....	7
Contributions Tab.....	8
Budget Tab.....	9
Communities Tab.....	10
Narrative Tab.....	11
Upload Tab.....	12
Submit Tab.....	15
Application Curing.....	16
Grant Recipient Onboarding.....	21
Managing a Project.....	21
Project Detail Tab – Applicable for all grants.....	23
Contacts Tab – Applicable for all grants.....	23
Budget Tab – Applicable for all grants.....	24
Expense Tab – Applicable for all grants.....	25
Uploads and Related Documents Tab – Applicable for all grants.....	26
Document Types.....	27
Reimbursement Requests and Expense Corrections.....	30
Project Reporting – Applicable if using system Status Reports.....	32
Status Report Delivery – Applicable for certain grants.....	32
Completing a Status Report – Applicable for certain grants.....	33
Refling a Status Report – Applicable for certain grants.....	38

PSC Grants System User's Guide: Grant Applicants and Recipients. v.20230625_2.w413 2

<https://psc.wi.gov/Documents/GrantsSystemUsersGuide.pdf>

Application Requirements

- View [State Broadband Instructions](#) for most comprehensive information on the application requirements, merit scoring, and application process.
<https://apps.psc.wi.gov/ERF/ERFview/viewdoc.aspx?docid=591665>
- Applications due July 27, 2026 at 1:30pm CDT

Note: the grants system automatically closes at 1:30PM; no submission can be made after that time; no exceptions will be granted.



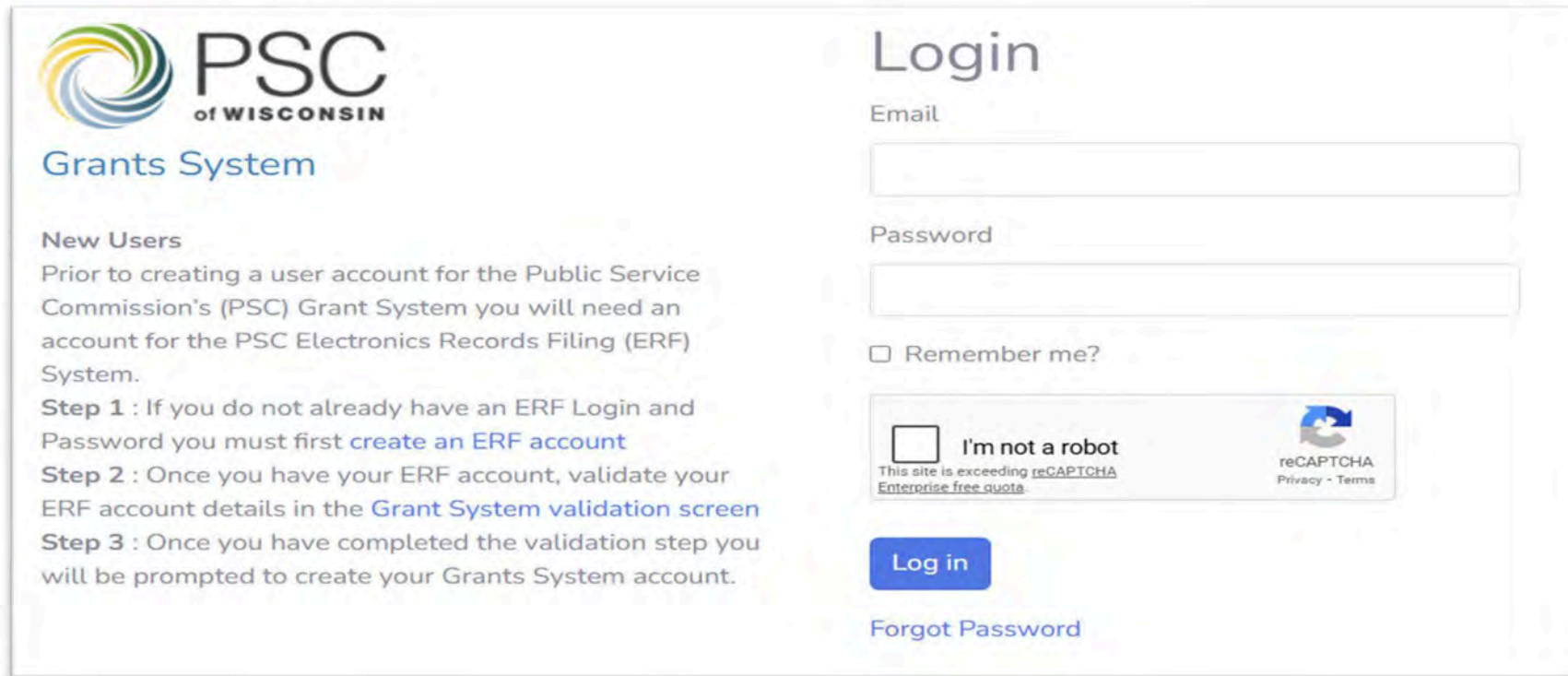
Application (Step by Step)

- Step 1-** Access the PSC Grants Management System, or create an ERF System account if you are a new user
- Step 2-** In GMS under Available Grants and 'Apply' for FY 2026 State Broadband Expansion Grant
- Step 3-** View all Tabs arranged at the top of the Form
- Step 4-** Enter project information and create grant
- Step 5-** Fill in Contact Information (minimum 1 Authorized Organizational Representative (AOR) Contact and 1 Primary Contact)
- Step 6-** Enter in matching funds contributions
- Step 7-** Complete Budget Tab
- Step 8-** Select Communities to be Served
- Step 9-** Answer all Narrative questions
- Step 10-** Upload required and optional documents
- Step 11-** Review, Validate and Submit


Application Process

Step 1 - Login or Create an ERF Account

Login page: <https://apps.psc.wi.gov/apps/grants>



The screenshot shows the login page for the PSC Grants System. On the left, there is a header with the PSC of Wisconsin logo and the text "Grants System". Below this, there is a section for "New Users" with instructions on how to create an account. On the right, there is a "Login" form with fields for "Email" and "Password", a "Remember me?" checkbox, a reCAPTCHA widget, a "Log in" button, and a "Forgot Password" link.

 PSC
of WISCONSIN

Grants System

New Users
Prior to creating a user account for the Public Service Commission's (PSC) Grant System you will need an account for the PSC Electronics Records Filing (ERF) System.

Step 1 : If you do not already have an ERF Login and Password you must first [create an ERF account](#)

Step 2 : Once you have your ERF account, validate your ERF account details in the [Grant System validation screen](#)

Step 3 : Once you have completed the validation step you will be prompted to create your Grants System account.


Login

Email

Password

Remember me?

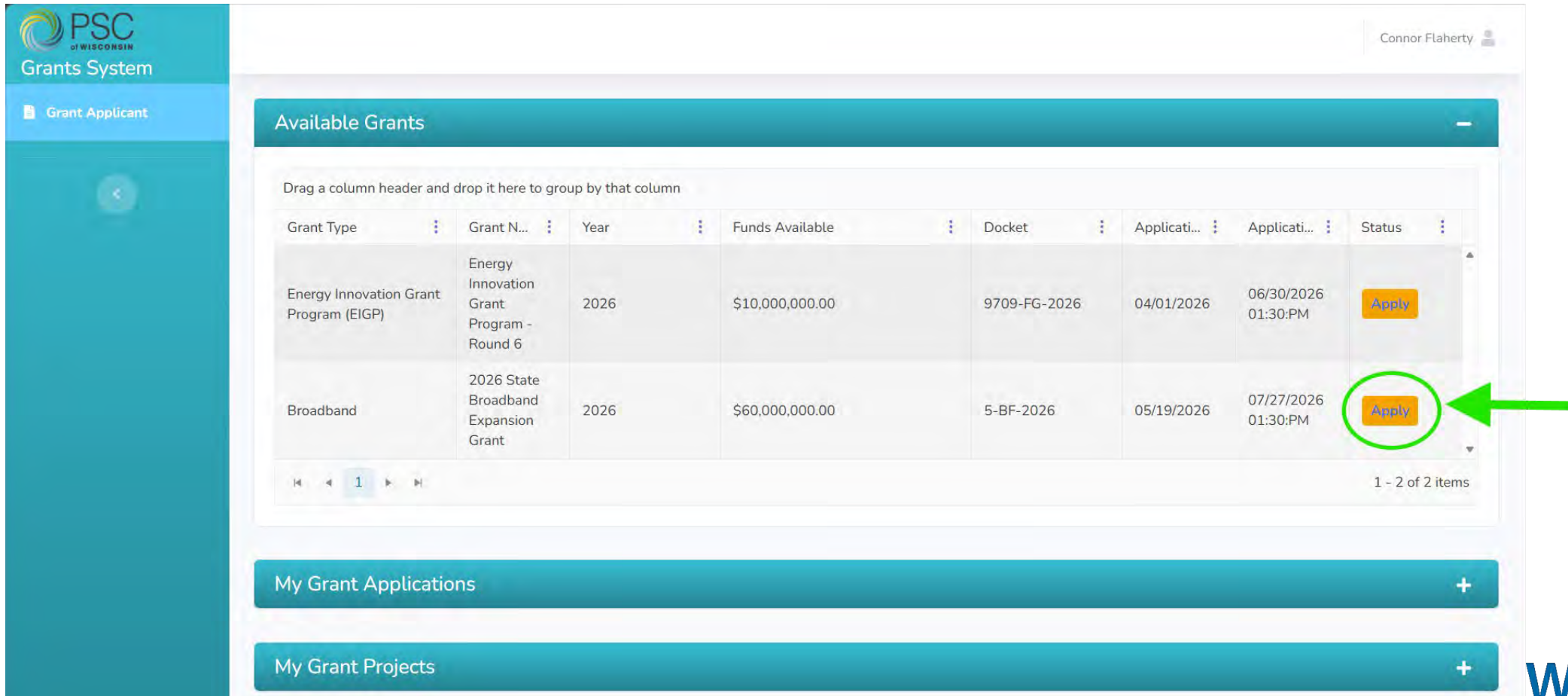
I'm not a robot
This site is exceeding [reCAPTCHA Enterprise free quota](#)

 reCAPTCHA
Privacy - Terms

[Forgot Password](#)

Application Process

Step 2 - Click 'Apply' on the line for FY2026 State Broadband Expansion Grant



The screenshot displays the PSC Grants System interface. The left sidebar shows the PSC of Wisconsin logo and the 'Grants System' header, with a 'Grant Applicant' button. The main content area is titled 'Available Grants' and contains a table with the following data:

Grant Type	Grant N...	Year	Funds Available	Docket	Applicati...	Applicati...	Status
Energy Innovation Grant Program (EIGP)	Energy Innovation Grant Program - Round 6	2026	\$10,000,000.00	9709-FG-2026	04/01/2026	06/30/2026 01:30:PM	Apply
Broadband	2026 State Broadband Expansion Grant	2026	\$60,000,000.00	5-BF-2026	05/19/2026	07/27/2026 01:30:PM	Apply

The 'Apply' button for the 'Broadband' grant is circled in green, and a green arrow points to it from the right. Below the table, there are sections for 'My Grant Applications' and 'My Grant Projects', both with expandable (+) buttons. The bottom right corner features the 'Wisconsin Broadband Office' logo.

Application Process

Step 3 - View Tabs

Grant Type: Broadband | Grant Name: 2026 State Broadband Expansion Grant | Grant Year: 2026 | Project:

[Details](#) [Contacts](#) [Contributions](#) [Budget](#) [Communities](#) [Narrative](#) [Upload](#)

Grant Application Contacts

Note: At least one primary contact and the authorized representative are required. You may use the same person for both roles if necessary.

[+ Add New Contact](#)

Contact Type	First Name	Last Name	Email	Phone
--------------	------------	-----------	-------	-------

No items to display

Application Process

Step 4 - Enter Project Information and Create Grant Application

Grant Application Details

Grant Id *	89
Grant Name	2026 State Broadband Expansion Grant
Docket Id	5-BF-2026
Project Name *	<input type="text"/>
	Remaining Characters: 100
Project Description *	<input type="text"/>
	Remaining Characters: 500
Technology Type *	<input type="text"/>
	This is a multi-select, click on each Technology type to include in the technology list

These fields will be auto populated when you complete the Budget tab

Grant Amount Requested	<input type="text"/>
Recipient & Partner Contributions	<input type="text"/>
Total Project Cost	<input type="text"/>

Grant Applicant Details

The grant applicant is the party who will receive the actual money

Applicant Entity Legal Name *	<input type="text"/>
Applicant DBA Name	<input type="text"/>
Applicant Address *	<input type="text"/>
Applicant City *	<input type="text"/>
Applicant State *	--Select--
Applicant Zip Code *	<input type="text"/>
Applicant Phone # *	<input type="text"/>
Applicant Phone # Ext.	<input type="text"/>
Applicant Email Address *	<input type="text"/>

Grant Application Details:

- Project name
- Project description
- Technology Type

Grant Applicant Details:

- Applicant type
- Entity legal name, DBA
- Contact info

Application Process

Step 5 - Fill in Contact Information

- **Required:** at least one AOR and one Primary contact
- Add a Financial Manager contact if different than the grant applicant
- Fill in Authorized Representative
- Additional contacts

Grant Type: Broadband | Grant Name: 2026 State Broadband Expansion Grant | Grant Year: 2026 | Project:

[Details](#) [Contacts](#) [Contributions](#) [Budget](#) [Communities](#) [Narrative](#) [Upload](#)

Grant Application Contacts

Note: At least one primary contact and the authorized representative are required. You may use the same person for both roles if necessary.

[+ Add New Contact](#)

Contact Type | First Name | Last Name | Email | Phone

New / Edit Contact

Contact Type *

First Name *

Last Name *

Contact Title

Organization

Contact Email *

Contact Phone *

Contact Phone Ext.

Contact Address

Contact City

Contact State

Contact Zip Code

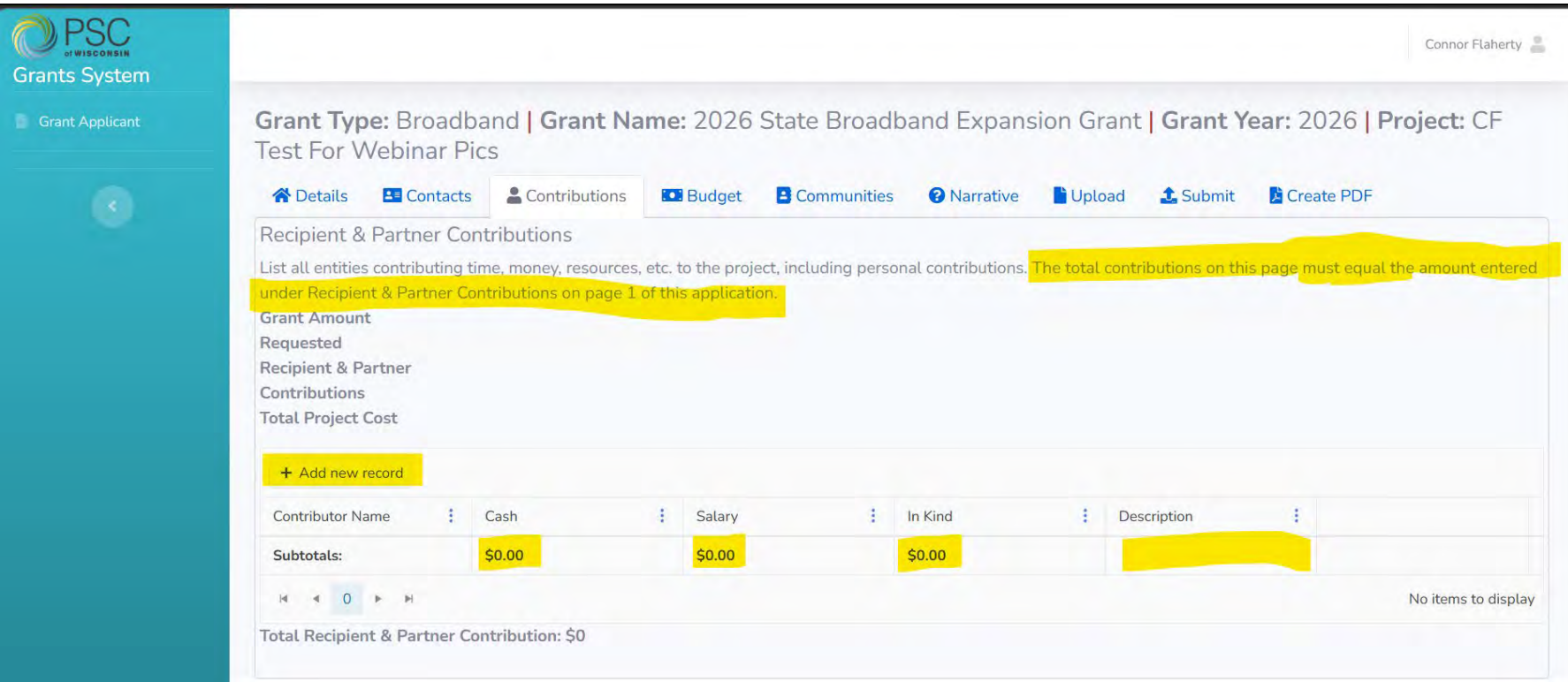
-- Choose Contact --

- Primary
- Secondary
- Financial Manager
- Grants Manager
- Authorized Representative
- Contractor
- Partner

No items to display

Application Process

Step 6 - Enter in Matching Funds Contributions



Grant Type: Broadband | Grant Name: 2026 State Broadband Expansion Grant | Grant Year: 2026 | Project: CF Test For Webinar Pics

Connor Flaherty

Details Contacts Contributions Budget Communities Narrative Upload Submit Create PDF

Recipient & Partner Contributions

List all entities contributing time, money, resources, etc. to the project, including personal contributions. The total contributions on this page must equal the amount entered under Recipient & Partner Contributions on page 1 of this application.

Grant Amount Requested
Recipient & Partner Contributions
Total Project Cost

+ Add new record

Contributor Name	Cash	Salary	In Kind	Description
Subtotals:	\$0.00	\$0.00	\$0.00	

No items to display

Total Recipient & Partner Contribution: \$0

Grant-Recipient and Partner contributions Description is optional- allows you to add notes regarding contribution Matching is not required but match of 25% or higher will be a priority factor

Application Process

Step 7 - Complete Budget Tab

Grant Type: Broadband | Grant Name: 2026 State Broadband Expansion Grant | Grant Year: 2026 | Project:

[Details](#) [Contacts](#) [Contributions](#) **Budget** [Communities](#) [Narrative](#) [Upload](#)

Grant Application Budget

Save changes Cancel changes

Budget Item	Grant Funded	Contribution Funded	Notes
Contractual, Consultant fees			
Equipment			
Labor (Salary, Fringe)			
Permitting, Licensing fees			
Other			
Supplies			
Travel			
Subtotal:	\$0.00	\$0.00	

1 - 7 of 7 items

- Enter in budget amounts for each budget category (round to whole dollars).
 - Contractual, Consulting Fees
 - Equipment
 - Labor (Salary, Fringe)
 - Permitting, Licensing Fees
 - Other
 - Supplies
 - Travel
- Correctly distribute budget category costs between grant funds and contribution funds.
- Built in validation include:
 - Total Budget = Total Project Cost from Details Tab
 - Grant and Contribution subtotals must equal Details Tab
 - Enter Zero's where appropriate

[FY2026 Budget Categories](#)

Application Process

Step 8 - Select Communities to be Served

Enter the County/Counties and municipalities to be served by the project

Grant Type: Broadband | Grant Name: 2026 State Broadband Expansion Grant | Grant Year: 2026 | Project:

Details Contacts Contributions Budget Communities Narrative Upload

Grant Application Communities Served

+ Add new record

County/Tribal Nation	Municipality/Tribal Nation
-- Choose County --	-- Choose Municipality --

The County Code field is required. **The Municipality ID field is required.**

Save Cancel

1 - 1 of 1 items

Tip: if project is to serve entire county, select county within "Municipality List"

Not reviewed for merit. Part of Project Description

Application Process

Step 9 - Answer all Narrative Questions

- 29 questions
- Answer every question
- Save work before advancing to the next page
- Character limits on all fields
- Not possible to copy/paste formatting or images, only text
- If questions: Tool Tip > App Instructions > Email Inquiry

PSCStateBroadbandOffice@Wisconsin.gov

Grant Type: Broadband | Grant Name: 2026 State Broadband Expansion Grant | Grant Year: 2026 | Project:

[Details](#) [Contacts](#) [Contributions](#) [Budget](#) [Communities](#) [Narrative](#) [Upload](#)

Grant Questions

Page 1 of 10

The narrative question box can be expanded by dragging the lower right hand corner of the box.

1 Is the applicant an organization, a telecommunications utility, or a political subdivision of the State (city, village, town, or county)? The applicant must meet the eligibility requirement set forth in Wis. Stat. § 196.504(1)(ac). An applicant that is a political subdivision of the State must have a partner organization as a co-applicant? [Wis. Stat. § 196.504\(1\)\(ac\)3](#)

--Select one--

2 If the applicant is a political subdivision of the state, identify the partner organization for this application, if there is no partner indicate NA. [i](#)

Remaining Characters: 300

3 Will the proposed project extend broadband service to an unserved area of the State, as defined in the Grant Application Instructions and Wis. Stat. § 196.504(1)(c)? [Wis. Stat. § 196.504\(1\)\(c\)](#)

--Select one--

Save any changes before navigating to different page.

1 2 3 4 5 6 7 8 9 10 Next Last

Step 10 - Upload Required and Optional Documents

Uploads:

- Applicants must add a static (image) map as a PDF.
- Applicants must provide a list of BSLs that will receive new or improved service as a .xlsx file.
- Applicants may include Tribal documentation for the project area, evidence of Public-Private partnerships, and any justification of an unserved area in the proposed project.

Grant Type: Broadband | Grant Name: 2026 State Broadband Expansion Grant | Grant Year: 2026 | Project:

[Details](#) [Contacts](#) [Contributions](#) [Budget](#) [Communities](#) [Narrative](#) [Upload](#)

Upload Documents

[Upload Public Document](#) [Upload Confidential Document](#) [Upload Public GIS Files](#)

Grant Applications are public documents and are searchable on the State of Wisconsin's Electronic Records Filing System. If you wish to add a document that is confidential you must also file an affidavit and a redacted copy. Accepting a confidential document is at the discretion of PSC staff and is not guaranteed.

Items to Note:

- All PDF documents will be stamped with the date and time the file was submitted.
- Documents must not be protected with passwords, file restrictions or digital signatures. Protected files will be rejected because they cannot be stamped.
- Documents should be printed to PDF from the original software used to create the document.
- Scanned documents can be problematic. If a document must be scanned: scan the document, then open the document in Adobe and Print to PDF. This eliminates most scanned document issues.
- In general, documents should be prepared using an easily readable font and should fit on 8 ½ x 11-inch paper when printed.
- The maximum file size for a single file is 10MB. You can submit up to 20 files per application.

When uploading documents as a part of your application: Documents will be uploaded to the Related tab when an application is submitted.
When uploading documents for an awarded project: Documents uploaded will immediately be uploaded and found in the Related tab.

Pending Documents

Document Name	Document Description	Uploaded Date
---------------	----------------------	---------------

GIS files must be uploaded to secure file transfer link

Application Process

Step 11 - Review, Validate and Submit

Grant Type: Broadband | Grant Name: 2026 State Broadband Expansion Grant | Grant Year: 2026 | Project: CF Test For Webinar Pics

[Details](#) [Contacts](#) [Contributions](#) [Budget](#) [Communities](#) [Narrative](#) [Upload](#) [Submit](#) [Create PDF](#)

Validate Application

If required fields are not completed, errors will appear on this page when you click "Validate Application". Please correct all errors that appear on this page and validate again when ready. If there are no validation errors, a "Submit Application" button will appear and the application can be submitted.

[Validate Application](#)

[Validate Application](#)

Validation Errors

[Export to Excel](#)

Section Name	Validation Message
▼ Section: 2. Contact Tab	
Contact Tab	Missing primary contact - At least one "Primary" contact, is required.
▼ Section: 3. Contribution Tab	
Contribution Tab	No contribution record, Recipient and Partner Contribution Amount on detail tab must be 0.
▼ Section: 4. Budget Tab	
Budget Tab	Contractual, Consultant fees - Grant Fund OR Contribution Funds must be 0 or greater than 0.
Budget Tab	Equipment - Grant Fund OR Contribution Funds must be 0 or greater than 0.
Budget Tab	Labor (Salary, Fringe) - Grant Fund OR Contribution Funds must be 0 or greater than 0.

- Review your application for accuracy and completeness.
- Go to submit tab, click 'validate'

Application Process

Create PDF Page

- You can export a PDF version of the document to share with collaborators
- Available while drafting application, or after submitted
- Do not upload this PDF to ERF, your application is automatically uploaded

Grant Type: Broadband | Grant Name: 2026 State Broadband Expansion Grant | Grant Year: 2026 |
Project: CF Test For Webinar Pics

[Details](#) [Contacts](#) [Contributions](#) [Budget](#) [Communities](#) [Narrative](#) [Upload](#) [Submit](#) [Create PDF](#)

Create PDF

You can create a PDF of your application to share with your team for review. This PDF is for reference only and cannot be submitted as a grant application. Click the 'Create PDF' button to create a copy.

Create PDF

GIS Uploads

- 1. Static Map:** Due July 27 1:30 p.m. within PSC Grants System
 - PDF map showing the overview of the entire project area, including routes, towers, and affected locations.
 - Multiple pages acceptable
- 2. List of Broadband Serviceable Locations (BSLs):** Due July 27 1:30 p.m. within PSC Grants System
 - .xlsx file that lists all BSLs that will be able to connect to the constructed tower or wireline route, regardless of eligibility
- 3. Geospatial files:** Due July 28 1:30 p.m. via secure file transfer site
 - A file geodatabase (.gdb) with feature classes; or a map (.mpkx), layer (.lpx), or project (.ppkx) package is preferred. Shapefiles are not preferred but acceptable. KML/KMZ files will not be accepted.
 - Contents:
 - Total construction footprint, depicting the entire **project boundary**.
 - The **planned placement of wireline facilities** along the project route.
 - The **drops** from the mainline construction to each individual location.
 - The **individual locations** (structures) planned to receive improved service as a result of this deployment. This should include all locations that are able to connect to the constructed tower or wireline route, regardless of if they are considered eligible.
 - The **footprint of the planned or existing wireless tower** or other structure on which radios will be placed. Indicate if the tower or structure is new or existing.
 - Include metadata that lists each feature and a plain language description of the data being depicted

Request a file transfer link by emailing PSCBroadbandData@wisconsin.gov

License to Access BSL Data

- Applicants must submit a list of broadband serviceable locations (BSLs) as part of their application
 - BSL data is **confidential** and includes latitude, longitude, and other location details
 - CostQuest Associates is offering a **no-cost license** to access BSL data for the purposes of this grant round
- Request BSL data:
 - Complete the intake form: <https://costquest.jotform.com/261354099499068> and specify counties
 - CostQuest will provide a license user agreement via the signNow.com platform within approximately one business day
 - CostQuest will then provide the fabric data for the counties requested via email from Licensing@costquest.com
- A data dictionary is available at this link: <https://costquest.com/5bb0df>.
- Questions or support: compliance@costquest.com
- More information: [ERF: #593127](https://www.wisconsin.gov/ERF/#593127)

Common Errors

- General typos, often with dates
- Missing answers
- Budget: failing to put zeros if no amount in that category
- Contribution math errors between the details and contributions tab
- Missing uploads, incomplete GIS data

Best Practice

- Review the App Instruction + PSC Grants System User's Guide before applying
- Review your application before submitting
- Start filling out your application early! Deadline July 27, 1:30PM CT

Section III:

Resources & Questions

Resources



- Visit PSC's webpage for a variety of up-to-date resources:
 - PSC's [State Broadband Expansion Grants Webpage](#)
 - [2026 State Grant Application Instructions \(AMENDED\)](#)
 - [PSC Grants System User Guide](#)
 - If it becomes necessary the Commission may publish an FAQ
- FY2026 State Broadband Expansion Grant Docket on the Electronic Records Filing System (ERF)
 - [5-BF-2026](#)
 - ERF home page: <https://apps.psc.wi.gov/ERF/ERF/ERFhome.aspx>
- Contact PSCStateBroadbandOffice@Wisconsin.gov





Questions

PSCStateBroadbandOffice@Wisconsin.gov

FY26 State Broadband Expansion Grant